



July 2022

SIMATIC Ident Configuration Guide

Content

Select and configure a SIMATIC RF Family	3
RF200	
Family Matrix	4
System Interfaces	16
RF300	
Family Matrix	21
System Interfaces	33
RF600	
Family Matrix	37
System Interfaces	43
RF1000	
Family Matrix	46
System Interfaces	48
RF Handheld Reader	51
Configure an Optical Identification System	
MV500 System Interfaces	53
MV300 System Interfaces	67
System interfaces for general purpose serial devices	
Bill of Materials Guide	
RF18xC / CI	70
RF166C.....	72
RF360R.....	73
Bulk Cable and Connectors	74

Important notes:

All selection possibilities of this
SIMATIC Ident Configuration Guide
can also be found in the **TIA Selection Tool**.

This tool is available at:
<http://www.siemens.com/tst>

Other functional highlights of the selection tool:

- Create order lists
- Get price information by application to the mall
- Select other automation components (control devices, IO-Systems, industrial communication)
- Network view of all components
- Retrieve and compare technical data
- ... and much more

All current wireless approvals can be found
on the Internet at:





<http://www.siemens.com/rfid-approvals>





The newest version of this configuration guide
is published at:




<https://support.industry.siemens.com/cs/ww/en/view/67384964>




Each SIMATIC RF Family has characteristics that orients it to a particular range of applications:




- The first step is to understand the application by asking the right questions. Out of this process, the best-suited SIMATIC RF family can be determined
- A reader and tag combination within the specific family can be selected using the SIMATIC RF family matrix pages
- Within the chosen family, a network interface to the control system can be selected using the system interfaces pages




Technology	HF → UHF			
What is the basic RF technology?	RF1000  125 kHz + 13.56 MHz	RF200  13.56 MHz	RF300  13.56 MHz	RF600  868/915 MHz




Read Distance	Shorter → Longer			
How far away can the tag be from the reader antenna system and still be seen?	RF1000  30 mm	RF300  210 mm	RF200  650 mm	RF600  8 meters




Tag Memory	Less → More		
How many bytes are required to be stored on the tag?	RF600  384 bytes	RF200  8 kbytes	RF300  64 kbytes




Metal Effects	Direct Mount → Spacer Mount		
Do tags and reader need to be mounted on or around metal?	RF300  Direct with reduction	RF600  Direct with reduction	RF200  Spacer Mount





Tag Dimensions	Smallest → Largest		
What is the smallest tag size available?	RF200  Ø 4 x 5 mm	RF300  Ø 4 x 5 mm	RF600  Ø 21 x 20 mm






















Environment	Heavy ← Heavy		
What kind of environmental extremes will the tags be subjected to?	RF200  220° C IP68	RF300  220° C IP68	RF600  230° C IP68

Reader Dimensions	Smallest → Largest		
How much space will there be for mounting the reader/ antenna?	RF200  M8 x 38	RF300  M12 x 40	RF600  75 x 75 x 20

Multitag Mode	Less → More		
Will there be more than one tag in the RF field at a time?	RF200  1	RF300  1	RF600  100+













Tag Speed	Slower → Faster		
How fast will the tag be traveling through the RF field?	RF200  26 kbits/sec	RF300  100 kbits/sec	RF600  300 kbits/sec

Air Interface Protocol	Siemens → Standard			
Are there any requirements regarding the air interface protocol?	RF300  Siemens/ ISO15693/14443	RF200  ISO 15693	RF600  ISO 18000 -62/ -63	RF1000  ISO15693/14443 Legic, Emxx/Hitag

RF200 Family Matrix 13.56 MHz Passive Tags Operational temperature range Dimensions (L x W x D) mm Ingress Protection (IP) rating	Antennas	D165 6GT2 600-1AB00-0AX0 112 byte EEPROM  -25°C to 85°C 86 x 54 x 0.3 IP65	D261 6GT2 600-1AA01-0AX0 256 byte EEPROM  -25°C to 85°C 55 x 55 x 0.3 IP65	D100 6GT2 600-0AD10 112 byte EEPROM  -25°C to 80°C 85,6 x 54 x 0.9 IP68	D200 6GT2 600-1AD00 -0AX0 256 byte EEPROM  -20°C to 60°C 85.6 x 54 x 0.8 IP67	D400 6GT2 600-4AD00 2 kbyte FRAM  -20°C to 60°C 85.6 x 54 x 0.8 IP67	D160 6GT2 600-0AB10 112 byte EEPROM  -40°C to 175°C Ø 16 x 3 IP68/IPx9K	D460 6GT2 600-4AB00 2 kbyte FRAM  -40°C to 100°C Ø 16 x 3 IP67/IPx9K	D560 6GT2 600-5AB00 8 kbyte FRAM  -40°C to 90°C Ø 16 x 3 IP68/IPx9K
RF210R/ RF210M 6GT2 821-1AC10, RS422 6GT2 821-1AC32 / -1BC32, IO-Link* 6GT2 823-0AA00, Handheld (RS422) 	Integrated M18 x 71						1-10/ 12 (0.04-0.39/ 0.47)	1-8/ 9 (0.04-0.31/ 0.35)	1-8/ 9 (0.04-0.31/ 0.35)
RF220R 6GT2 821-2AC10, RS422 6GT2 821-2AC32 / -2BC32, IO-Link* 	Integrated M30 x 71						1-20/ 22 (0.04-0.79/ 0.87)	1-18/ 20 (0.04-0.71/ 0.79)	1-18/ 20 (0.04-0.71/ 0.79)
RF240R 6GT2 821-4AC10, RS422 6GT2 821-4AC40, RS232 (ASCII) 6GT2821-4AC32 / -4BC32, IO-Link* 	Integrated 50 x 50 x 30	2-80/ 94 (0.08-3.15/ 3.70)	2-60/ 70 (0.08-2.36/ 2.76)	2-84/ 95 (0.08-3.31/ 3.74)	2-69/ 78 (0.08-2.72/ 3.07)	2-80/ 90 (0.08-3.15/ 3.54)	1-33/ 37 (0.04-1.30/ 1.46)	1-30/ 34 (0.04-1.18/ 1.34)	1-30/ 34 (0.04-1.18/ 1.34)
RF250R ANT 1 6GT2 821-5AC10, RS422 6GT2 821-5AC40, RS232 (ASCII) 6GT2821-5AC32 / -5BC32, IO-Link* 6GT2 398-1CB00, ANT 1 	 75 x 75 x 20	5-95/ 110 (0.20-3.74/ 4.33)	2-90/ 110 (0.08-3.54/ 4.33)	5-95/ 115 (0.20-3.74/ 4.53)	5-90/ 100 (0.20-3.54/ 3.94)	10-95/ 110 (0.39-3.74/ 4.33)	2-35/ 45 (0.08-1.38/ 1.77)	2-30/ 40 (0.08-1.18/ 1.57)	2-30/ 40 (0.08-1.18/ 1.57)
RF250R ANT 3 6GT2 821-5AC10, RS422 6GT2 821-5AC40, RS232 (ASCII) 6GT2821-5AC32 / -5BC32, IO-Link* 6GT2 398-1CD40-0AX0, ANT 3 	 28 x 50 x 10						1-23/ 30 (0.04-0.91/ 1.18)	1-21/ 27 (0-0.83/ 1.06)	1-21/ 27 (0.04-0.83/ 1.06)
RF250R ANT 3S 6GT2 821-5AC10, RS422 6GT2 821-5AC40, RS232 (ASCII) 6GT2821-5AC32 / -5BC32, IO-Link* 6GT2 398-1CD60-0AX0, ANT 3S 	 28 x 50 x 10								
RF250R ANT 8 6GT2 821-5AC10, RS422 6GT2 821-5AC40, RS232 (ASCII) 6GT2821-5AC32 / -5BC32, IO-Link* 6GT2 398-1CF10, ANT 8 	 Ø8 x 38								
RF250R ANT 12 6GT2 821-5AC10, RS422 6GT2 821-5AC40, RS232 (ASCII) 6GT2821-5AC32 / -5BC32, IO-Link* 6GT2 398-1DC10, ANT 12** 	 Ø12 x 40						1-12/ 17 (0.04-0.47/ 0.67)	1-10/ 14 (0.04-0.39/ 0.55)	1-10/ 14 (0.04-0.39/ 0.55)
Accessories				Holder (6GT2 390-0AA00) 20 mm spacer (6GT2 190-0AA00) Fixing pocket (6GT2 190-0AB00)	Holder (6GT2 390-0AA00) 20 mm spacer (6GT2 190-0AA00) Fixing pocket (6GT2 190-0AB00)	Holder (6GT2 390-0AA00) 20 mm spacer (6GT2 190-0AA00) Fixing pocket (6GT2 190-0AB00)	Spacer (6GT2 690-0AG00) Angle pattern body (6GT2690-0AN00)	Spacer (6GT2 690-0AG00) Angle pattern body (6GT2690-0AN00)	Spacer (6GT2 690-0AG00) Angle pattern body (6GT2690-0AN00)

Operating Distance Range (mm) / Maximum Distance for Stationary Tag (mm)

Operating Distance Range (inch) / Maximum Distance for Stationary Tag (inch)














RF200 Family Matrix 13.56 MHz Passive Tags Operational temperature range Dimensions (L x W x D) mm Ingress Protection (IP) rating	Antennas	D165 6GT2 600-1AB00-0AX0 112 byte EEPROM  -25°C to 85°C 86 x 54 x 0.3 IP65	D261 6GT2 600-1AA01-0AX0 256 byte EEPROM  -25°C to 85°C 55 x 55 x 0.3 IP65	D100 6GT2 600-0AD10 112 byte EEPROM  -25°C to 80°C 85,6 x 54 x 0.9 IP68	D200 6GT2 600-1AD00 -0AX0 256 byte EEPROM  -20°C to 60°C 85.6 x 54 x 0.8 IP67	D400 6GT2 600-4AD00 2 kbyte FRAM  -20°C to 60°C 85.6 x 54 x 0.8 IP67	D160 6GT2 600-0AB10 112 byte EEPROM  -40°C to 175°C Ø 16 x 3 IP68/IPx9K	D460 6GT2 600-4AB00 2 kbyte FRAM  -40°C to 100°C Ø 16 x 3 IP67/IPx9K	D560 6GT2 600-5AB00 8 kbyte FRAM  -40°C to 90°C Ø 16 x 3 IP68/IPx9K
RF250R ANT 18 6GT2 821-5AC10, RS422 6GT2 821-5AC40, RS232 (ASCII) 6GT2821-5AC32 / -5BC32, IO-Link* 6GT2 398-1DA10, ANT 18**	 Ø18 x 40						1-18/ 26 (0.04-0.71/ 1.02)	1-17/ 21 (0.04-0.67/ 0.83)	1-17/ 21 (0.04-0.67/ 0.83)
RF250R ANT 30 6GT2 821-5AC10, RS422 6GT2 821-5AC40, RS232 (ASCII) 6GT2821-5AC32 / -5BC32, IO-Link* 6GT2 398-1DD10, ANT 30	 Ø30 x 40						1-23/ 30 (0.04-0.91/ 1.18)	1-21/ 27 (0.04-0.83/ 1.06)	1-21/ 27 (0.04-0.83/ 1.06)
RF260R 6GT2 821-6AC10, RS422 6GT2 821-6AC40, RS232 (ASCII) 6GT2 821-6AC32 / -6BC32, IO-Link*	 Integrated	2-120/ 135 (0.08-4.72/ 5.31)	2-75/ 90 (0.08-2.95/ 3.54)	2-110/ 130 (0.08-4.33/ 5.12)	2-100/ 120 (1.18-3.94/ 4.72)	2-90/ 120 (0.08-3.54/ 4.72)	2-40/ 45 (0.08-1.57/ 1.77)	2-40/45 (0.08-1.57/ 1.77)	2-40/45 (0.08-1.57/ 1.77)
RF280R 6GT2 821-8AC10, RS422 6GT2 821-8AC40, RS232 (ASCII)	 Integrated	10 -160/ 190 (0.39-6.3/ 7.48)	20-110/ 150 (0.79-4.33/ 5.91)	10-160/ 200 (0.39-6.3/ 7.87)	20-140/ 185 (0.79-5.51/ 7.28)	5-150/ 180 (0.20-5.91/ 7.09)	2-55/ 70 (0.08-2.17/ 2.76)	2-55/ 70 (0.08-2.17/ 2.76)	2-55/ 70 (0.08-2.17/ 2.76)
Accessories				Holder (6GT2 390-0AA00) 20 mm spacer (6GT2 190-0AA00) Fixing pocket (6GT2 190-0AB00)	Holder (6GT2 390-0AA00) 20 mm spacer (6GT2 190-0AA00) Fixing pocket (6GT2 190-0AB00)	Holder (6GT2 390-0AA00) 20 mm spacer (6GT2 190-0AA00) Fixing pocket (6GT2 190-0AB00)	Spacer (6GT2 690-0AG00) Angle pattern body (6GT2690-0AN00)	Spacer (6GT2 690-0AG00) Angle pattern body (6GT2690-0AN00)	Spacer (6GT2 690-0AG00) Angle pattern body (6GT2690-0AN00)

* not with Tags D5xx

** antennas also available with 0.6 m antenna cable: use 0.6 m antenna cable 6GT2391-0AE60 together with 6GT2398-1DC10 (ANT12) or 6GT2398-1DA00 (ANT18)




















Operating Distance Range (mm) / Maximum Distance for Stationary Tag (mm)

Operating Distance Range (inch) / Maximum Distance for Stationary Tag (inch)











RF200 Family Matrix 13.56 MHz Passive Tags Operational temperature range Dimensions (L x W x D) mm Ingress Protection (IP) rating	Antennas	D165 6GT2 600-1AB00-0AX0 112 byte EEPROM  -25°C to 85°C 86 x 54 x 0.3 IP65	D261 6GT2 600-1AA01-0AX0 256 byte EEPROM  -25°C to 85°C 55 x 55 x 0.3 IP65	D100 6GT2 600-0AD10 112 byte EEPROM  -25°C to 80°C 85,6 x 54 x 0.9 IP68	D200 6GT2 600-1AD00 -0AX0 256 byte EEPROM  -20°C to 60°C 85.6 x 54 x 0.8 IP67	D400 6GT2 600-4AD00 2 kbyte FRAM  -20°C to 60°C 85.6 x 54 x 0.8 IP67	D160 6GT2 600-0AB10 112 byte EEPROM  -40°C to 175°C Ø 16 x 3 IP68/IPx9K	D460 6GT2 600-4AB00 2 kbyte FRAM  -40°C to 100°C Ø 16 x 3 IP67/IPx9K	D560 6GT2 600-5AB00 8 kbyte FRAM  -40°C to 90°C Ø 16 x 3 IP68/IPx9K
RF290R 6GT2 821-0AC12, RS232, RS422  Accessory: Set for top rail mounting 6GK5798-8ML00-0AB3	ANT D1  6GT2 698-5AC00 75 x 75 x 20	10-180/ 250 (0.39-7.09/ 9.84)	5-130/ 180 (0.39-5.12/ 7.09)	10-180/ 250 (0.39-7.09/ 9.84)	10-170/240 (0.39-6.69/ 9.45)	10-170/240 (0.39-6.69/ 9.45)	1-65/90 (0.04-2.56/ 3.54)	1-60/85 (0.04-2.36/ 3.35)	1-60/85 (0.04-2.36/ 3.35)
	ANT D5  6GT2 698-5AA10 380 x 380 x 110	1-350/ 450 (0.04-13.78/ 17.72)	1-300/ 400 (0.04-11.81 / 15.75)	1-400/ 500 (0.04-15.75/ 19.69)	1-400/ 500 (0.04-15.75/ 19.69)	1-300/ 375 (0.04-11.81/ 14.76)	1-130/ 180 (0.04-5.12/ 7.09)	1-120/ 160 (0.04-4.72/ 6.30)	1-120/ 160 (0.04-4.72/ 6.30)
	ANT D6  6GT2 698-5AB00 580 x 480 x 110	1-400/ 500 (0.04-15.75/ 19.69)	1-350/ 450 (0.04-13.78 / 17.72)	1-550/ 650 (0.04-21.65/ 25.59)	1-500/ 600 (0.04-19.69/ 23.62)	1-500/ 650 (0.04-19.69/ 25.59)			
	ANT D10  6GT2 698-5AF00 1150 x 365 x 115	1-350/ 450 (0.04-13.78/ 17.72)	1-350/ 450 (0.04-13.78 / 17.72)	1-500/ 600 (0.04-19.69/ 23.62)	1-450/ 550 (0.04-17.72/ 21.65)	1-400/ 500 (0.04-15.75/ 19.69)			
Accessories	Covering hood for ANT D6 (6GT2 690-0AD00)			Holder (6GT2 390-0AA00) 20 mm spacer (6GT2 190-0AA00) Fixing pocket (6GT2 190-0AB00)	Holder (6GT2 390-0AA00) 20 mm spacer (6GT2 190-0AA00) Fixing pocket (6GT2 190-0AB00)	Holder (6GT2 390-0AA00) 20 mm spacer (6GT2 190-0AA00) Fixing pocket (6GT2 190-0AB00)	Spacer (6GT2 690-0AG00) Angle pattern body (6GT2690-0AN00)	Spacer (6GT2 690-0AG00) Angle pattern body (6GT2690-0AN00)	Spacer (6GT2 690-0AG00) Angle pattern body (6GT2690-0AN00)

Operating Distance Range (mm) / Maximum Distance for Stationary Tag (mm)

Operating Distance Range (inch) / Maximum Distance for Stationary Tag (inch)

RF200 Family Matrix 13.56 MHz Passive Tags Operational temperature range Dimensions (L x W x D) mm Ingress Protection (IP) rating	Antennas	D117 6GT2 600-0AG00 112 byte EEPROM  -40°C to 125°C Ø4 x 5.2 IP68 IPx9K	D127 6GT2 600-0AF00 112 byte EEPROM  -40°C to 125°C Ø 6 x 5.8 IP68/ IPx9K	D421 6GT2 600-4AE00 2 kbyte FRAM  -40°C to 100°C Ø10 x 4.5 IP67/ IPx9K	D521 6GT2 600-5AE00 8 kbyte FRAM  -40°C to 100°C Ø10 x 4.5 IP67/ IPx9K	D422 6GT2 600-4AF00 2 kbyte FRAM  -40°C to 100°C Ø20 x 6 IP68	D522 6GT2600-5AF00 6GT2600-5AF00-0AX0 8 kbyte FRAM  -40°C to 100°C Ø20 x 6 ; Ø18 x 5.2 IP68
RF210R/ RF210M 6GT2 821-1AC10, RS422 6GT2 821-1AC32 / -1BC32, IO-Link* 6GT2 823-0AA00, Handheld (RS422) 	Integrated M18 x 71		0-2/ 2 (0.0-0.08/ 0.08)	0-3/ 4 (0.0-0.12/ 0.16)	0-3/ 4 (0.0-0.12/ 0.16)	1-9/ 10 (0.04-0.35/ 0.39)	1-8/ 9 (0.04-0.31/ 0.35)
RF220R 6GT2 821-2AC10, RS422 6GT2 821-2AC32 / -2BC32, IO-Link* 	Integrated M30 x 71					1-12/ 14 (0.04-0.47/ 0.55)	1-10/ 12 (0.04-0.39/ 0.47)
RF240R 6GT2 821-4AC10, RS422 6GT2 821-4AC40, RS232 (ASCII) 6GT2821-4AC32 / -4BC32, IO-Link* 	Integrated 50 x 50 x 30					1-12/ 15 (0.04-0.47/ 0.59)	1-10/ 12 (0.04-0.39/ 0.47)
RF250R ANT 1 6GT2 821-5AC10, RS422 6GT2 821-5AC40, RS232 (ASCII) 6GT2821-5AC32 / -5BC32, IO-Link* 6GT2 398-1CB00, ANT 1 	 75 x 75 x 20						
RF250R ANT 3 6GT2 821-5AC10, RS422 6GT2 821-5AC40, RS232 (ASCII) 6GT2821-5AC32 / -5BC32, IO-Link* 6GT2 398-1CD40-0AX0, ANT 3 	 28 x 50 x 10					1-12/ 15 (0.04-0.47/ 0.59)	1-12/ 15 (0.04-0.47/ 0.59)
RF250R ANT 3S 6GT2 821-5AC10, RS422 6GT2 821-5AC40, RS232 (ASCII) 6GT2821-5AC32 / -5BC32, IO-Link* 6GT2 398-1CD60-0AX0, ANT 3S 	 28 x 50 x 10	0-2/ 3 (0.0-0.08/ 0.12)	0-2/ 3 (0.0-0.08/ 0.12)	0-3/ 4 (0.0-0.12/ 0.16)	0-3/ 4 (0.0-0.12/ 0.16)		
RF250R ANT 8 6GT2 821-5AC10, RS422 6GT2 821-5AC40, RS232 (ASCII) 6GT2821-5AC32 / -5BC32, IO-Link* 6GT2 398-1CF10, ANT 8 	 Ø8 x 38	0-2/ 3 (0.0-0.08/ 0.12)	0-3/ 4 (0.0-0.12/ 0.16)	0-3/ 4 (0.0-0.12/ 0.16)	0-3/ 4 (0.0-0.12/ 0.16)		
RF250R ANT 12 6GT2 821-5AC10, RS422 6GT2 821-5AC40, RS232 (ASCII) 6GT2821-5AC32 / -5BC32, IO-Link* 6GT2 398-1DC10, ANT 12** 	 Ø12 x 40	0-3/ 4 (0.0-0.12/ 0.16)	0-4/ 5 (0.0-0.16/ 0.2)	0-2/ 4 (0.0-0.12/ 0.16)	0-3/ 4 (0.0-0.12/ 0.16)	0-7/ 10 (0.0-0.28/ 0.39)	1-7/ 9 (0.04-0.28/ 0.35)
Accessories							

Operating Distance Range (mm) / Maximum Distance for Stationary Tag (mm)
 Operating Distance Range (inch) / Maximum Distance for Stationary Tag (inch)












RF200 Family Matrix 13.56 MHz Passive Tags Operational temperature range Dimensions (L x W x D) mm Ingress Protection (IP) rating	Antennas	D117 6GT2 600-0AG00 112 byte EEPROM  -40°C to 125°C Ø4 x 5.2 IP68 IPx9K	D127 6GT2 600-0AF00 112 byte EEPROM  -40°C to 125°C Ø 6 x 5.8 IP68/ IPx9K	D421 6GT2 600-4AE00 2 kbyte FRAM  -40°C to 100°C Ø10 x 4.5 IP67/ IPx9K	D521 6GT2 600-5AE00 8 kbyte FRAM  -40°C to 100°C Ø10 x 4.5 IP67/ IPx9K	D422 6GT2 600-4AF00 2 kbyte FRAM  -40°C to 100°C Ø20 x 6 IP68	D522 6GT2600-5AF00 6GT2600-5AF00-OAX0 8 kbyte FRAM  -40°C to 100°C Ø20 x 6 ; Ø18 x 5.2 IP68
RF250R ANT 18 6GT2 821-5AC10, RS422 6GT2 821-5AC40, RS232 (ASCII) 6GT2821-5AC32 / -5BC32, IO-Link* 6GT2 398-1DA10, ANT 18**	 Ø18 x 40			0-3/ 5 (0-0.12/ 0.20)	0-4/ 5 (0-0.16/ 0.20)	1-8/ 14 (0.04-0.31/ 0.55)	1-10/ 12 (0.04-0.39/ 0.47)
RF250R ANT 30 6GT2 821-5AC10, RS422 6GT2 821-5AC40, RS232 (ASCII) 6GT2821-5AC32 / -5BC32, IO-Link* 6GT2 398-1DD10, ANT 30	 Ø30 x 40					1-12/ 15 (0.04-0.47/ 0.59)	1-12/ 15 (0.04-0.47/ 0.59)
RF260R 6GT2 821-6AC10, RS422 6GT2 821-6AC40, RS232 (ASCII) 6GT2 821-6AC32 / -6BC32, IO-Link*	 Integrated 75 x 75 x 41						
RF280R 6GT2 821-8AC10, RS422 6GT2 821-8AC40, RS232 (ASCII)	 Integrated 160 x 96 x 41						
Accessories							

* not with Tags D5xx

** antennas also available with 0.6 m antenna cable: use 0.6 m antenna cable 6GT2391-0AE60 together with 6GT2398-1DC10 (ANT12) or 6GT2398-1DA00 (ANT18)





















Operating Distance Range (mm) / Maximum Distance for Stationary Tag (mm)

Operating DISTANCE Range (inch) / Maximum Distance for Stationary Tag (inch)

RF200 Family Matrix 13.56 MHz Passive Tags Operational temperature range Dimensions (L x W x D) mm Ingress Protection (IP) rating	Antennas	D117 6GT2 600-0AG00 112 byte EEPROM  -40°C to 125°C Ø4 x 5.2 IP68 IPx9K	D127 6GT2 600-0AF00 112 byte EEPROM  -40°C to 125°C Ø 6 x 5.8 IP68/ IPx9K	D421 6GT2 600-4AE00 2 kbyte FRAM  -40°C to 100°C Ø10 x 4.5 IP67/ IPx9K	D521 6GT2 600-5AE00 8 kbyte FRAM  -40°C to 100°C Ø10 x 4.5 IP67/ IPx9K	D422 6GT2 600-4AF00 2 kbyte FRAM  -40°C to 100°C Ø20 x 6 IP68	D522 6GT2600-5AF00 6GT2600-5AF00-0AX0 8 kbyte FRAM  -40°C to 100°C Ø20 x 6 ; Ø18 x 5.2 IP68	
RF290R 6GT2 821-0AC12, RS232, RS422  Accessory: Set for top rail mounting 6GK5798-8ML00-0AB3	ANT D1  6GT2 698-5AC00 75 x 75 x 20							
	ANT D5  6GT2 698-5AA10 380 x 380 x 110							
	ANT D6  6GT2 698-5AB00 580 x 480 x 110							
	ANT D10  6GT2 698-5AF00 1150 x 365 x 115							
Accessories	Covering hood for ANT D6 (6GT2 690-0AD00)							












Operating Distance Range (mm) / Maximum Distance for Stationary Tag (mm)

Operating Distance Range (inch) / Maximum Distance for Stationary Tag (inch)

RF200 Family Matrix 13.56 MHz Passive Tags Operational temperature range Dimensions (L x W x D) mm Ingress Protection (IP) rating	Antennas	D124 6GT2 600-0AC10 112 byte EEPROM  -40°C to 180°C Ø 27 x 4 IP68/ IPx9K	D324 6GT2 600-3AC00 992 byte EEPROM  -40°C to 140°C Ø 27 x 4 IP67	D424 6GT2 600-4AC00 2 kbyte FRAM  -40°C to 100°C Ø 27 x 4 IP67/ IPx9K	D524 6GT2 600-5AC00 8 kbyte FRAM  -40°C to 100°C Ø 27 x 4 IP67/ IPx9K	D126 6GT2 600-0AE00 112 byte EEPROM  -40°C to 100°C Ø 50 x 3.6 IP68	D426 6GT2 600-4AH00 2 kbyte FRAM  -40°C to 100°C Ø 50 x 3.6 IP68	D526 6GT2 600-5AH00 8 kbyte FRAM  -40°C to 100°C Ø 50 x 3.6 IP68
RF210R/ RF210M 6GT2 821-1AC10, RS422 6GT2 821-1AC32 / -1BC32, IO-Link* 6GT2 823-0AA00, Handheld (RS422) 	Integrated M18 x 71	1-18/ 20 (0.04-0.71/ 0.79)	1-8/ 9 (0.04-0.31/ 0.35)	1-16/ 18 (0.04-0.63/ 0.71)	1-15/ 17 (0.04-0.59/ 0.67)			
RF220R 6GT2 821-2AC10, RS422 6GT2 821-2AC32 / -2BC32, IO-Link* 	Integrated M30 x 71	1-28/ 31 (0.04-1.10/ 1.22)	2-21/ 25 (0.08-0.83/ 0.98)	2-25/ 29 (0.08-0.98/ 1.14)	2-22/ 25 (0.08-0.87/ 0.98)	2-30/ 35 (0.08-1.18/ 1.38)	2-25/ 30 (0.08-0.98/ 1.18)	2-25/ 30 (0.08-0.98/ 1.18)
RF240R 6GT2 821-4AC10, RS422 6GT2 821-4AC40, RS232 (ASCII) 6GT2821-4AC32 / -4BC32, IO-Link* 	Integrated 50 x 50 x 30	2-53/ 60 (0.08-2.09/ 2.36)	1-36/ 40 (0.04-1.42/ 1.57)	1-47/ 53 (0.04-1.85/ 2.09)	1-45/ 55 (0.04-1.77/ 2.17)	2-57/ 65 (0.08-2.24/ 2.56)	2-45/ 55 (0.08-1.77/ 2.17)	2-45/ 55 (0.08-1.77/ 2.17)
RF250R ANT 1 6GT2 821-5AC10, RS422 6GT2 821-5AC40, RS232 (ASCII) 6GT2821-5AC32 / -5BC32, IO-Link* 6GT2 398-1CB00, ANT 1 	 75 x 75 x 20	2-60/ 75 (0.08-2.36/ 2.95)	5-60/ 70 (0.20-2.36/ 2.76)	2-70/ 80 (0.08-2.76/ 3.15)	1-65/ 80 (0.04-2.56/ 3.15)	2-80/ 95 (0.08-3.15/ 3.74)	2-80/ 95 (0.08-3.15/ 3.74)	2-80/ 95 (0.08/3.15/ 3.74)
RF250R ANT 3 6GT2 821-5AC10, RS422 6GT2 821-5AC40, RS232 (ASCII) 6GT2821-5AC32 / -5BC32, IO-Link* 6GT2 398-1CD40-0AX0, ANT 3 	 28 x 50 x 10	2-32/ 40 (0.08-1.26/ 1.57)	2-22/ 35 (0.08-0.87/ 1.38)	1-34/ 48 (0.04-1.34/ 1.89)	1-35/ 40 (0.04-1.38/ 1.57)	1-47/ 60 (0.04-1.85/ 2.36)	1-44/ 58 (0.04-1.73/ 2.28)	2-35/ 45 (0.08-1.38/ 1.77)
RF250R ANT 3S 6GT2 821-5AC10, RS422 6GT2 821-5AC40, RS232 (ASCII) 6GT2821-5AC32 / -5BC32, IO-Link* 6GT2 398-1CD60-0AX0, ANT 3S 	 28 x 50 x 10							
RF250R ANT 8 6GT2 821-5AC10, RS422 6GT2 821-5AC40, RS232 (ASCII) 6GT2821-5AC32 / -5BC32, IO-Link* 6GT2 398-1CF10, ANT 8 	 Ø8 x 38							
RF250R ANT 12 6GT2 821-5AC10, RS422 6GT2 821-5AC40, RS232 (ASCII) 6GT2821-5AC32 / -5BC32, IO-Link* 6GT2 398-1DC10, ANT 12** 	 Ø12 x 40							
Accessories		Spacer (6GT2 690-0AK00)	Spacer (6GT2 690-0AK00)	Spacer (6GT2 690-0AK00)	Spacer (6GT2 690-0AK00)	Spacer (6GT2 690-0AL00)	Spacer (6GT2 690-0AL00)	Spacer (6GT2 690-0AL00)

Operating Distance Range (mm) / Maximum Distance for Stationary Tag (mm)

Operating Distance Range (inch) / Maximum Distance for Stationary Tag (inch)












RF200 Family Matrix 13.56 MHz Passive Tags Operational temperature range Dimensions (L x W x D) mm Ingress Protection (IP) rating	Antennas	D124 6GT2 600-0AC10 112 byte EEPROM  -40°C to 180°C Ø 27 x 4 IP68/ IPx9K	D324 6GT2 600-3AC00 992 byte EEPROM  -40°C to 140°C Ø 27 x 4 IP67	D424 6GT2 600-4AC00 2 kbyte FRAM  -40°C to 100°C Ø 27 x 4 IP67/ IPx9K	D524 6GT2 600-5AC00 8 kbyte FRAM  -40°C to 100°C Ø 27 x 4 IP67/ IPx9K	D126 6GT2 600-0AE00 112 byte EEPROM  -40°C to 100°C Ø 50 x 3.6 IP68	D426 6GT2 600-4AH00 2 kbyte FRAM  -40°C to 100°C Ø 50 x 3.6 IP68	D526 6GT2 600-5AH00 8 kbyte FRAM  -40°C to 100°C Ø 50 x 3.6 IP68
RF250R ANT 18 6GT2 821-5AC10, RS422 6GT2 821-5AC40, RS232 (ASCII) 6GT2821-5AC32 / -5BC32, IO-Link* 6GT2 398-1DA10, ANT 18**	 Ø18 x 40	1-24/ 37 (0.04-0.94/ 1.46)	1-18/ 27 (0.04-0.71/ 1.06)	1-27/ 36 (0.04-1.06/ 1.42)	1-25/ 30 (0.04-0.98/ 1.18)			
RF250R ANT 30 6GT2 821-5AC10, RS422 6GT2 821-5AC40, RS232 (ASCII) 6GT2821-5AC32 / -5BC32, IO-Link* 6GT2 398-1DD10, ANT 30	 Ø30 x 40	1-35/ 48 (0.08-1.38/ 1.89)	1-22/ 35 (0.04-0.87/ 1.38)	1-34/ 48 (0.04-1.34/ 1.89)	1-35/ 40 (0.04-1.38/ 1.57)	1-47/ 60 (0.04-1.85/ 2.36)	1-44/ 58 (0.04-1.73/ 2.28)	2-44/ 50 (0.08-1.73/ 1.97)
RF260R 6GT2 821-6AC10, RS422 6GT2 821-6AC40, RS232 (ASCII) 6GT2 821-6AC32 / -6BC32, IO-Link*	 Integrated 75 x 75 x 41	2-80/ 85 (0.08-3.15/ 3.35)	2-60/ 70 (0.08-2.36/ 2.76)	2-60/ 70 (0.08-2.36/ 2.76)	2-60/ 70 (0.08-2.36/ 2.76)	2-75/ 100 (0.08-2.95/ 3.94)	2-70/ 85 (0.08-2.76/ 3.35)	2-70/ 85 (0.08-2.76/ 3.35)
RF280R 6GT2 821-8AC10, RS422 6GT2 821-8AC40, RS232 (ASCII)	 Integrated 160 x 96 x 41	2-110/ 130 (0.08-4.33/ 5.12)	2-85/ 110 (0.08-3.35/ 4.33)	2-100/ 140 (0.08-3.94/ 5.51)	2-110/ 130 (0.08-4.33/ 5.12)	2-135/ 160 (0.08-5.31/ 6.3)	2-145/ 175 (0.08-5.71/ 6.89)	2-135/ 165 (0.08-5.31/ 6.5)
Accessories		Spacer (6GT2 690-0AK00)	Spacer (6GT2 690-0AK00)	Spacer (6GT2 690-0AK00)	Spacer (6GT2 690-0AK00)	Spacer (6GT2 690-0AL00)	Spacer (6GT2 690-0AL00)	Spacer (6GT2 690-0AL00)

* not with Tags D5xx

** antennas also available with 0.6 m antenna cable: use 0.6 m antenna cable 6GT2391-0AE60 together with 6GT2398-1DC10 (ANT12) or 6GT2398-1DA00 (ANT18)





















Operating Distance Range (mm) / Maximum Distance for Stationary Tag (mm)

Operating Distance Range (inch) / Maximum Distance for Stationary Tag (inch)

RF200 Family Matrix 13.56 MHz Passive Tags Operational temperature range Dimensions (L x W x D) mm Ingress Protection (IP) rating	Antennas	D124 6GT2 600-0AC10 112 byte EEPROM  -40°C to 180°C Ø 27 x 4 IP68/ IPx9K	D324 6GT2 600-3AC00 992 byte EEPROM  -40°C to 140°C Ø 27 x 4 IP67	D424 6GT2 600-4AC00 2 kbyte FRAM  -40°C to 100°C Ø 27 x 4 IP67/ IPx9K	D524 6GT2 600-5AC00 8 kbyte FRAM  -40°C to 100°C Ø 27 x 4 IP67/ IPx9K	D126 6GT2 600-0AE00 112 byte EEPROM  -40°C to 100°C Ø 50 x 3.6 IP68	D426 6GT2 600-4AH00 2 kbyte FRAM  -40°C to 100°C Ø 50 x 3.6 IP68	D526 6GT2 600-5AH00 8 kbyte FRAM  -40°C to 100°C Ø 50 x 3.6 IP68
RF290R 6GT2 821-0AC12, RS232, RS422  Accessory: Set for top rail mounting 6GK5798-8ML00-0AB3	ANT D1  6GT2 698-5AC00 75 x 75 x 20	1-100/ 140 (0.04-3.94/ 5.51)	1-90/ 130 (0.04-3.54/ 5.12)	1-90/ 130 (0.04-3.54/ 5.12)	1-90/ 130 (0.04-3.54/ 5.12)	5-110/150 (0.20-4.34/ 5.91)	5-100/ 140 (0.20-3.94/ 5.51)	5-100/ 140 (0.20-3.94/ 5.51)
	ANT D5  6GT2 698-5AA10 380 x 380 x 110	1-200/ 280 (0.04-7.87/ 11)	1-200/ 280 (0.04-7.87/ 11)	1-200/ 280 (0.04-7.87/ 11)	1-200/ 280 (0.04-7.87/ 11)	1-350/ 400 (0.04-13.78/ 15.75)	1-300/ 350 (0.04-11.81/ 13.78)	1-300/ 350 (0.04-11.81/ 13.78)
	ANT D6  6GT2 698-5AB00 580 x 480 x 110	1-220/ 300 (0.04-8.66/ 11.81)	1-200/ 280 (0.04-7.87/ 11)	1-220/ 300 (0.04-8.66/ 11.81)	1-220/ 300 (0.04-8.66/ 11.81)	1-400/ 500 (0.04-15.75/ 19.69)	1-350/ 400 (0.04-13.78/ 15.75)	1-350/ 400 (0.04-13.78/ 15.75)
	ANT D10  6GT2 698-5AF00 1150 x 365 x 115	1-200/ 280 (0.04-7.87/ 11)	1-200/ 280 (0.04-7.87/ 11)	1-200/ 280 (0.04-7.87/ 11)	1-220/ 300 (0.04-8.66/ 11.81)	1-400/ 500 (0.04-15.75/ 19.69)	1-350/ 400 (0.04-13.78/ 15.75)	1-350/ 400 (0.04-13.78/ 15.75)
Accessories	Covering hood for ANT D6 (6GT2 690-0AD00)	Spacer (6GT2 690-0AK00)	Spacer (6GT2 690-0AK00)	Spacer (6GT2 690-0AK00)	Spacer (6GT2 690-0AK00)	Spacer (6GT2 690-0AL00)	Spacer (6GT2 690-0AL00)	Spacer (6GT2 690-0AL00)














Operating Distance Range (mm) / Maximum Distance for Stationary Tag (mm)

Operating Distance Range (inch) / Maximum Distance for Stationary Tag (inch)

RF200 Family Matrix 13.56 MHz Passive Tags Operational temperature range Dimensions (L x W x D) mm Ingress Protection (IP) rating	Antennas	D423 6GT2 600-4AA00 2 kbyte FRAM  -40°C to 100°C Ø 30 x 8 IP68/ IPx9K	D425 6GT2 600-4AG00 2 kbyte FRAM  -40°C to 125°C Ø 24 x 10 IP68/ IPx9K	D525 6GT2 600-5AG00 8 kbyte FRAM  -40°C to 125°C Ø 24 x 10 IP68/ IPx9K	D428 6GT2 600-4AK00-0AX0 2 kbyte FRAM  -40°C to 125°C Ø 24 x 20 IP68/ IPx9K	D528 6GT2600-5AK00 8 kbyte FRAM  -40°C to 125°C Ø 24 x 20 IP68/ IPx9K	D139 6GT2 600-0AA10 112 byte EEPROM  Ex -40°C to 220°C Ø 85 x 15 IP68/IPx9K	D339 6GT2600-3AA10 992 byte EEPROM  Ex -40°C to 220°C Ø 85 x 15 IP68/IPx9K
RF210R/ RF210M 6GT2 821-1AC10, RS422 6GT2 821-1AC32 / -1BC32, IO-Link* 6GT2 823-0AA00, Handheld (RS422) 	Integrated M18 x 71	2-6/ 9 (0,08-0.24/ 0.35)	1-6/ 7 (0.04-0.24/ 0.28)	1-6/ 7 (0.04-0.24/ 0.28)	1-10/ 11 (0.04-0.39/ 0.43)	1-10/ 11 (0.04-0.39/ 0.43)		
RF220R 6GT2 821-2AC10, RS422 6GT2 821-2AC32 / -2BC32, IO-Link* 	Integrated M30 x 71	2-16/ 20 (0,08-0.63/ 0.79)	1-11/ 13 (0.04-0.43/ 0.51)	1-11/ 13 (0.04-0.43/ 0.51)	1-18/ 21 (0.04-0.71/ 0.83)	1-15/ 20 (0.04-0.59/ 0.79)		
RF240R 6GT2 821-4AC10, RS422 6GT2 821-4AC40, RS232 (ASCII) 6GT2821-4AC32 / -4BC32, IO-Link* 	Integrated 50 x 50 x 30	2-30/ 36 (0.08-1.18/ 1.42)	1-15/ 17 (0.04-0.59/ 0.67)	1-15/ 17 (0.04-0.59/ 0.67)	1-30/ 34 (0.04-1.18/ 1.34)	1-30/ 35 (0.04-1.18/ 1.38)		
RF250R ANT 1 6GT2 821-5AC10, RS422 6GT2 821-5AC40, RS232 (ASCII) 6GT2821-5AC32 / -5BC32, IO-Link* 6GT2 398-1CB00, ANT 1 	 75 x 75 x 20	2-42/ 52 (0.08-1.65/ 2.05)	2-25/ 30 (0.08-0.98/ 1.18)	2-25/ 30 (0.08-0.98/ 1.18)	2-40/ 50 (0.08-1.57/ 1.97)	2-40/ 45 (0.08-1.57/ 1.77)	5-90/ 105 (0.2-3.54/ 4.13)	2-85/ 100 (0.08-3.35/ 3.94)
RF250R ANT 3 6GT2 821-5AC10, RS422 6GT2 821-5AC40, RS232 (ASCII) 6GT2821-5AC32 / -5BC32, IO-Link* 6GT2 398-1CD40-0AX0, ANT 3 	 28 x 50 x 10	1-24/ 30 (0.04-0.95/ 1.18)	1-12/ 20 (0.04-0.47/ 0.79)	1-12/ 20 (0.04-0.47/ 0.79)	1-20/ 32 (0.04-0.79/ 1.26)	1-20/ 25 (0.04-0.79/ 0.98)		
RF250R ANT 3S 6GT2 821-5AC10, RS422 6GT2 821-5AC40, RS232 (ASCII) 6GT2821-5AC32 / -5BC32, IO-Link* 6GT2 398-1CD60-0AX0, ANT 3S 	 28 x 50 x 10							
RF250R ANT 8 6GT2 821-5AC10, RS422 6GT2 821-5AC40, RS232 (ASCII) 6GT2821-5AC32 / -5BC32, IO-Link* 6GT2 398-1CF10, ANT 8 	 Ø8 x 38							
RF250R ANT 12 6GT2 821-5AC10, RS422 6GT2 821-5AC40, RS232 (ASCII) 6GT2821-5AC32 / -5BC32, IO-Link* 6GT2 398-1DC10, ANT 12** 	 Ø12 x 40		0-8/ 10 (0.0-0.31/ 0.39)	1-8/ 10 (0.04-0.31/ 0.39)	1-8/ 12 (0.04-0.31/ 0.47)	1-8/ 12 (0.04-0.31/ 0.47)		
Accessories		Mounting cover (6GT2 690-0AE00)					Spacer (6GT2 690-0AA00) Mount for quick tag exchange (6GT2 690-0AH00 - long) (6GT2 690-0AH10 - short)	Spacer (6GT2 690-0AA00) Mount for quick tag exchange (6GT2 690-0AH00 - long) (6GT2 690-0AH10 - short)

Operating Distance Range (mm) / Maximum Distance for Stationary Tag (mm)

Operating Distance Range (inch) / Maximum Distance for Stationary Tag (inch)













RF200 Family Matrix	Antennas	D423	D425	D525	D428	D528	D139	D339
		6GT2 600-4AA00 2 kbyte FRAM	6GT2 600-4AG00 2 kbyte FRAM	6GT2 600-5AG00 8 kbyte FRAM	6GT2 600-4AK00-0AX0 2 kbyte FRAM	6GT2600-5AK00 8 kbyte FRAM	6GT2 600-0AA10 112 byte EEPROM	6GT2600-3AA10 992 byte EEPROM
13.56 MHz Passive Tags								
Operational temperature range Dimensions (L x W x D) mm Ingress Protection (IP) rating		-40°C to 100°C Ø 30 x 8 IP68/ IPx9K	-40°C to 125°C Ø 24 x 10 IP68/ IPx9K	-40°C to 125°C Ø 24 x 10 IP68/ IPx9K	-40°C to 125°C Ø 24 x 20 IP68/ IPx9K	-40°C to 125°C Ø 24 x 20 IP68/ IPx9K	-40°C to 220°C Ø 85 x 15 IP68/IPx9K	-40°C to 220°C Ø 85 x 15 IP68/IPx9K
RF250R ANT 18 6GT2 821-5AC10, RS422 6GT2 821-5AC40, RS232 (ASCII) 6GT2821-5AC32 / -5BC32, IO-Link* 6GT2 398-1DA10, ANT 18**								
		1-16/ 20 (0.04-0.63/ 0.79)	1-11/ 16 (0.04-0.43/ 0.63)	1-11/ 16 (0.04-0.43/ 0.63)	1-18/ 25 (0.04-0.71/ 0.98)	1-15/ 20 (0.04-0.59/ 0.79)		
RF250R ANT 30 6GT2 821-5AC10, RS422 6GT2 821-5AC40, RS232 (ASCII) 6GT2821-5AC32 / -5BC32, IO-Link* 6GT2 398-1DD10, ANT 30								
		1-25 30 (0.04-0.98/ 1.18)	1-12/ 20 (0.04-0.47/ 0.79)		1-20/ 32 (0.04-0.79/ 1.26)	1-20/ 25 (0.04-0.79/ 0.98)		
RF260R 6GT2 821-6AC10, RS422 6GT2 821-6AC40, RS232 (ASCII) 6GT2 821-6AC32 / -6BC32, IO-Link*		Integrated 75 x 75 x 41						
		2-40/ 48 (0.08-1.57/ 1.89)			2-40/ 45 (0.08-1.57/ 1.77)	2-35/ 40 (0.08-1.38/ 1.57)	2-80/ 110 (0.08-3.15/ 4.33)	5-65/ 80 (0.20-2.56/ 3.15)
RF280R 6GT2 821-8AC10, RS422 6GT2 821-8AC40, RS232 (ASCII)		Integrated 160 x 96 x 41						
		5-65/ 80 (0.20-2.36/ 2.76)	2-30/ 40 (0.08-1.18/ 1.57)	2-30/ 40 (0.08-1.18/ 1.57)	2-60/ 88 (0.08-2.36/ 3.46)	2-60/ 85 (0.08-2.36/ 3.35)	5-150/ 190 (0.20-5.91/ 7.48)	5-150/ 170 (0.20-5.91/ 6.69)
Accessories							Spacer (6GT2 690-0AA00) Mount for quick tag exchange (6GT2 690-0AH00 - long) (6GT2 690-0AH10 - short)	Spacer (6GT2 690-0AA00) Mount for quick tag exchange (6GT2 690-0AH00 - long) (6GT2 690-0AH10 - short)

* not with Tags D5xx

** antennas also available with 0.6 m antenna cable: use 0.6 m antenna cable 6GT2391-0AE60 together with 6GT2398-1DC10 (ANT12) or 6GT2398-1DA00 (ANT18)

Operating Distance Range (mm) / Maximum Distance for Stationary Tag (mm)

Operating Distance Range (inch) / Maximum Distance for Stationary Tag (inch)

RF200 Family Matrix 13.56 MHz Passive Tags Operational temperature range Dimensions (L x W x D) mm Ingress Protection (IP) rating	Antennas	D423 6GT2 600-4AA00 2 kbyte FRAM  -40°C to 100°C Ø 30 x 8 IP68/ IPx9K	D425 6GT2 600-4AG00 2 kbyte FRAM  -40°C to 125°C Ø 24 x 10 IP68/ IPx9K	D525 6GT2 600-5AG00 8 kbyte FRAM  -40°C to 125°C Ø 24 x 10 IP68/ IPx9K	D428 6GT2 600-4AK00-0AX0 2 kbyte FRAM  -40°C to 125°C Ø 24 x 20 IP68/ IPx9K	D528 6GT2600-5AK00 8 kbyte FRAM  -40°C to 125°C Ø 24 x 20 IP68/ IPx9K	D139 6GT2 600-0AA10 112 byte EEPROM  -40°C to 220°C Ø 85 x 15 IP68/IPx9K	D339 6GT2600-3AA10 992 byte EEPROM  -40°C to 220°C Ø 85 x 15 IP68/IPx9K	
RF290R 6GT2 821-0AC12, RS232, RS422  Accessory: Set for top rail mounting 6GK5798-8ML00-0AB3	ANT D1  6GT2 698-5AC00 75 x 75 x 20	10-60/85 (0.39-2.36/ 3.35)			1-55/ 80 (0.04-2.17/ 3.15)	1-55/ 80 (0.04-2.17/ 3.15)	5-160/ 220 (0.20-6.30/ 8.66)	5-130/170 (0.20-5.12/ 6.69)	
	ANT D5  6GT2 698-5AA10 380 x 380 x 110							1-400/ 500 (0.04-15.75/ 19.69)	1-300/ 380 (0.04-11.81/ 15.00)
	ANT D6  6GT2 698-5AB00 580 x 480 x 110							1-500/ 600 (0.04-19.69/ 23.62)	1-400/ 480 (0.04-15.75/ 18.9)
	ANT D10  6GT2 698-5AF00 1150 x 365 x 115							1-450/ 550 (0.04-17.72/ 21.65)	1-300/ 380 (0.04-11.81/ 15.00)
Accessories	Covering hood for ANT D6 (6GT2 690-0AD00)	Mounting cover (6GT2 690-0AE00)					Spacer (6GT2 690-0AA00) Mount for quick tag exchange (6GT2 690-0AH00 - long) (6GT2 690-0AH10 – short)	Spacer (6GT2 690-0AA00) Mount for quick tag exchange (6GT2 690-0AH00 - long) (6GT2 690-0AH10 – short)	

Operating Distance Range (mm) / Maximum Distance for Stationary Tag (mm)

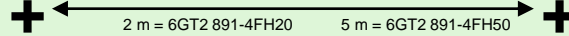
Operating Distance Range (inch) / Maximum Distance for Stationary Tag (inch)

PROFINET & OPC UA & Ethernet/IP & TCP/IP

Communication Modules



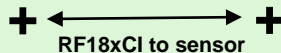
A maximum of
1 reader at RF185C,
2 readers at RF186C/CI,
4 readers at RF188C/CI
of RF2x0R may be connected



2 m = 6GT2 891-4FH20 5 m = 6GT2 891-4FH50
 10 m = 6GT2 891-4FN10 20 m = 6GT2 891-4FN20
 50 m = 6GT2 891-4FN50*

Reader connector 90° angled:
 2 m = 6GT2 891-4JH20 5 m = 6GT2 891-4JH50
 10 m = 6GT2 891-4JN10

Additional IOs



RF18xCI to sensor
 Sensor cable from
 0.5 to 15 m available
 (e.g. 2 m = 6XV1801-2CH20)



Types of IO-Link IO module

IO-extension module
 6ES7 14..... (up to 8xDI + 8xDO)
See page 76 for detailed information




Or one
Standard sensor
 Or one
Actor

* Cable improper for RF290R usage due to length limitation of 20 m

Reader

powered through connection cable



RF220R
 (6GT2 821-2AC10)



RF240R
 (6GT2 821-4AC10)



RF250R
 (6GT2 821-5AC10)



RF260R
 (6GT2 821-6AC10)



RF280R
 (6GT2 821-8AC10)



RF290R
 (6GT2 821-0AC12)

- ANT 1**
 (6GT2 398-1CB00)
- ANT 3**
 (6GT2 398-1CD40-0AX0)
- ANT 3S**
 (6GT2 398-1CD60-0AX0)
- ANT 8**
 (6GT2 398-1CF10)
- ANT 12**
 (6GT2398-1DC10)
- ANT 18**
 (6GT2398-1DA10)
- ANT 30**
 (6GT2398-1DD10)

- ANT D1**
 (6GT2 698-5AC00)
- ANT D5**
 (6GT2 698-5AA10)
- ANT D6**
 (6GT2 698-5AB00)
- ANT D10**
 (6GT2 698-5AF00)



Opt. Splitter
 w/ D5, D6 only
 (6GT2 690-0AC00)

Tags

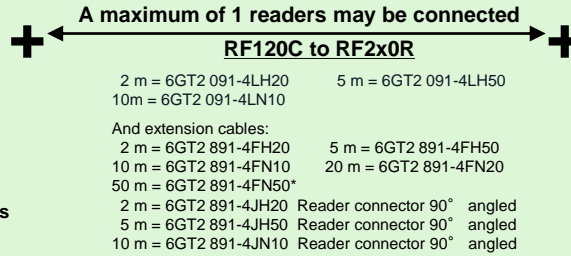
- D100** (6GT2 600-0AD10)
- D200** (6GT2 600-1AD00-0AX0)
- D400** (6GT2 600-4AD00)
- D421** (6GT2 600-4AE00)
- D521** (6GT2 600-5AE00)
- D422** (6GT2 600-4AF00)
- D522** (6GT2 600-5AF00)
- D522** (6GT2 600-5AF00-0AX0)
- D124** (6GT2 600-0AC10)
- D324** (6GT2 600-3AC00)
- D424** (6GT2 600-4AC00)
- D524** (6GT2 600-5AC00)
- D423** (6GT2 600-4AA00)
- D425** (6GT2 600-4AG00)
- D525** (6GT2 600-4AB00)
- D127** (6GT2 600-4AF00)
- D117** (6GT2 398-1CF00)
- D428** (6GT2 600-4AK00-0AX0)
- D528** (6GT2600-5AK00)
- D126** (6GT2 600-0AE00)
- D426** (6GT2 600-4AH00)
- D526** (6GT2 600-5AH00)
- D139** (6GT2 600-0AA10)
- D339** (6GT2 600-3AA10)
- D160** (6GT2 600-0AB10)
- D460** (6GT2 600-4AB00)
- D560** (6GT2600-5AB00)
- D165** (6GT2 600-1AB00-0AX0)
- D261** (6GT2 600-1AA01-0AX0)

SIMATIC PLC S7-1200



RF120C
6GT2 002-0LA00

Up to 3 x RF120C modules
per S7-1200 rack

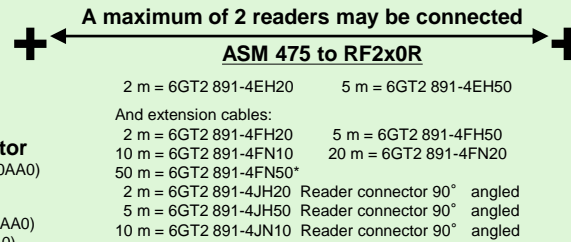



SIMATIC PLC S7-300 Rack or S7-400 via ET 200M (DP-V1/PN-IO)



ASM 475 + Front connector
(6GT2 002-0GA10) + (6ES7 392-1AJ00-0AA0)

Accessories:
Connecting element (6ES7 390-5AA00-0AA0)
Terminal element (6ES7 390-5BA00-0AA0)



ET 200pro via PROFIBUS or PROFINET or S7 PLC

ET 200pro PROFIBUS DP-V1
Interface module

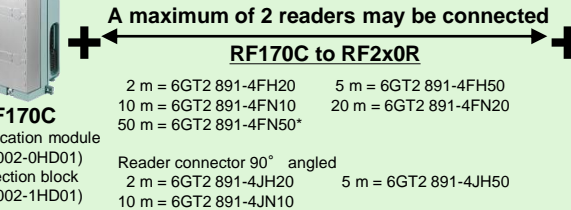
ET 200pro PROFINET
Interface module

ET 200pro PROFINET
CPU module

Up to 9 x 170C
modules per
ET 200pro rack



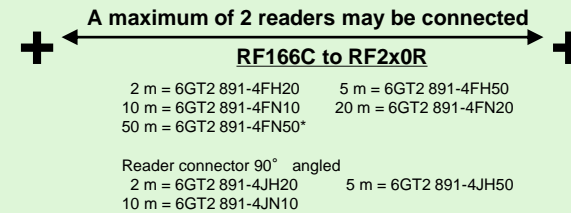
RF170C
Communication module
(6GT2002-0HD01)
Connection block
(6GT2002-1HD01)



PROFIBUS



RF166C (DP-V1)
Communication Module
(6GT2 002-0EE20)



* Cable improper for RF290R usage due to length limitation of 20 m

Reader

powered through connection cable



RF210R
(6GT2 821-1AC10)



RF210M
(6GT2 823-0AA00)



RF220R
(6GT2 821-2AC10)



RF240R
(6GT2 821-4AC10)



RF250R
(6GT2 821-5AC10)



RF260R
(6GT2 821-6AC10)



RF280R
(6GT2 821-8AC10)



RF290R
(6GT2 821-0AC12)

- ANT 1**
(6GT2 398-1CB00)
- ANT 3**
(6GT2 398-1CD40-0AX0)
- ANT 3S**
(6GT2 398-1CD60-0AX0)
- ANT 8**
(6GT2 398-1CF10)
- ANT 12**
(6GT2398-1DC10)
- ANT 18**
(6GT2398-1DA10)
- ANT 30**
(6GT2398-1DD10)

- ANT D1**
(6GT2 698-5AC00)
- ANT D5**
(6GT2 698-5AA10)
- ANT D6**
(6GT2 698-5AB00)
- ANT D10**
(6GT2 698-5AF00)

Opt. Splitter
w/ D5, D6 only
(6GT2 690-0AC00)

Tags



D100 (6GT2 600-0AD10)
D200 (6GT2 600-1AD00-0AX0)
D400 (6GT2 600-4AD00)



D421 (6GT2 600-4AE00)
D521 (6GT2 600-5AE00)



D422 (6GT2 600-4AF00)
D522 (6GT2 600-5AF00)
D522 (6GT2 600-5AF00-0AX0)



D124 (6GT2 600-0AC10)
D324 (6GT2 600-3AC00)
D424 (6GT2 600-4AC00)
D524 (6GT2 600-5AC00)



D423 (6GT2 600-4AA00)



D425 (6GT2 600-4AG00)
D525 (6GT2 600-4AB00)



D127 (6GT2 600-4AF00)
D117 (6GT2 398-1CF00)



D428 (6GT2 600-4AK00-0AX0)
D528 (6GT2600-5AK00)



D126 (6GT2 600-0AE00)
D426 (6GT2 600-4AH00)
D526 (6GT2 600-5AH00)



D139 (6GT2 600-0AA10)
D339 (6GT2 600-3AA10)



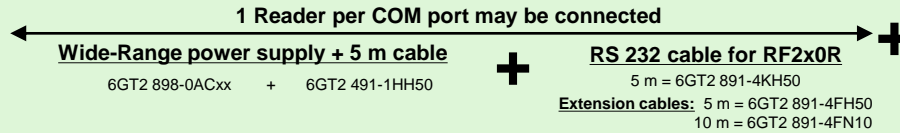
D160 (6GT2 600-0AB10)
D460 (6GT2 600-4AB00)
D560 (6GT2600-5AB00)



D165 (6GT2 600-1AB00-0AX0)
D261 (6GT2 600-1AA01-0AX0)

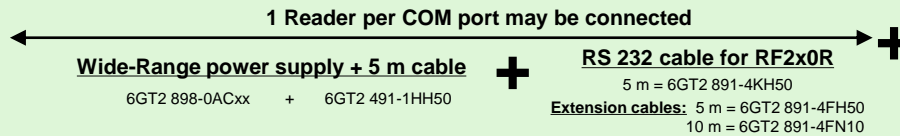


RS232 / ASCII



Simple text based protocol

RS232



Binary based protocol or Scanmode

Reader

with external power supply at Y-cable



- ANT 1**
(6GT2 398-1CB00)
- ANT 3**
(6GT2 398-1CD40-0AX0)
- ANT 3S**
(6GT2 398-1CD60-0AX0)
- ANT 8**
(6GT2 398-1CF10)
- ANT 12**
(6GT2398-1DC10)
- ANT 18**
(6GT2398-1DA10)
- ANT 30**
(6GT2398-1DD10)

Tags

- D100** (6GT2 600-0AD10)
- D200** (6GT2 600-1AD00-0AX0)
- D400** (6GT2 600-4AD00)
- D421** (6GT2 600-4AE00)
- D521** (6GT2 600-5AE00)
- D422** (6GT2 600-4AF00)
- D522** (6GT2 600-5AF00)
- D522** (6GT2 600-5AF00-0AX0)
- D124** (6GT2 600-0AC10)
- D324** (6GT2 600-3AC00)
- D424** (6GT2 600-4AC00)
- D524** (6GT2 600-5AC00)
- D423** (6GT2 600-4AA00)
- D425** (6GT2 600-4AG00)
- D525** (6GT2 600-4AB00)
- D127** (6GT2 600-4AF00)
- D117** (6GT2 398-1CF00)

Reader

with external power supply at Y-cable



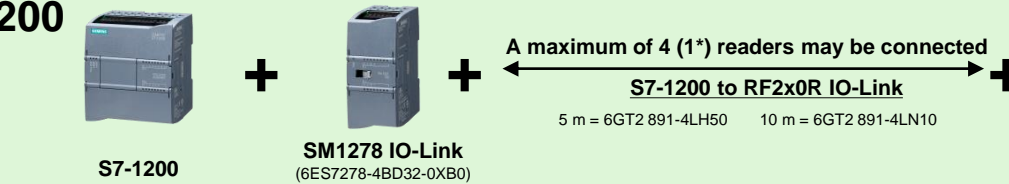
- ANT D1**
(6GT2 698-5AC00)
- ANT D5**
(6GT2 698-5AA10)
- ANT D6**
(6GT2 698-5AB00)
- ANT D10**
(6GT2 698-5AF00)

- optional antenna cables**
- 10 m = 6GT2691-0CN10
 - 7.2 m extension = 6GT2691-0DH72

- D428** (6GT2 600-4AK00-0AX0)
- D528** (6GT2600-5AK00)
- D126** (6GT2 600-0AE00)
- D426** (6GT2 600-4AH00)
- D526** (6GT2 600-5AH00)
- D139** (6GT2 600-0AA10)
- D339** (6GT2 600-3AA10)
- D160** (6GT2 600-0AB10)
- D460** (6GT2 600-4AB00)
- D560** (6GT2600-5AB00)
- D165** (6GT2 600-1AB00-0AX0)
- D261** (6GT2 600-1AA01-0AX0)

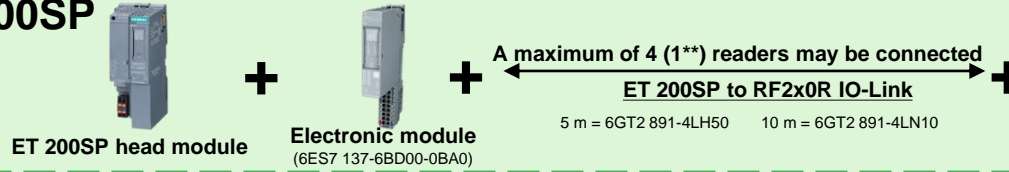
*do not use with D10 ; do not use with Splitter

IO-Link: S7-1200



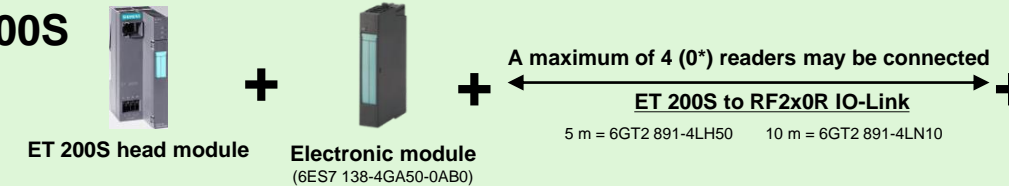
IO-Link: ET 200SP

via PROFIBUS
or PROFINET
or S7 PLC



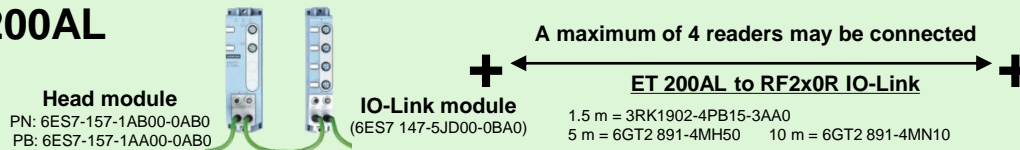
IO-Link: ET 200S

via PROFIBUS
or PROFINET
or S7 PLC




IO-Link: ET 200AL

via PROFIBUS
or PROFINET



IO-Link: ET 200pro

via PROFIBUS
or PROFINET
or S7 PLC



*) for IO-Link reader of type 32 Byte: Some IO-Link Master permit only one or none reader per module
**) in case of using a PROFIBUS head module at ET 200SP, only one 32 Byte reader may be connected

Reader

powered through connection cable



RF210R IO-Link
6GT2 821-1AC32 (8 Byte)
6GT2 821-1BC32 (32 Byte)



RF220R IO-Link
6GT2 821-2AC32 (8 Byte)
6GT2 821-2BC32 (32 Byte)



RF240R IO-Link
6GT2 821-4AC32 (8 Byte)
6GT2 821-4BC32 (32 Byte)



RF250R IO-Link
6GT2 821-5AC32 (8 Byte)
6GT2 821-5BC32 (32 Byte)



RF260R IO-Link
6GT2 821-6AC32 (8 Byte)
6GT2 821-6BC32 (32 Byte)

Tags

D100 (6GT2 600-0AD10)
D200 (6GT2 600-1AD00-0AX0)
D400 (6GT2 600-4AD00)

D421 (6GT2 600-4AE00)

D422 (6GT2 600-4AF00)

D124 (6GT2 600-0AC10)

D324 (6GT2 600-3AC00)

D424 (6GT2 600-4AC00)

D423 (6GT2 600-4AA00)

D425 (6GT2 600-4AG00)

D127 (6GT2 600-4AF00)

D117 (6GT2 398-1CF00)

D428 (6GT2 600-4AK00-0AX0)

D126 (6GT2 600-0AE00)

D426 (6GT2 600-4AH00)

D139 (6GT2 600-0AA10)

D339 (6GT2 600-3AA10)

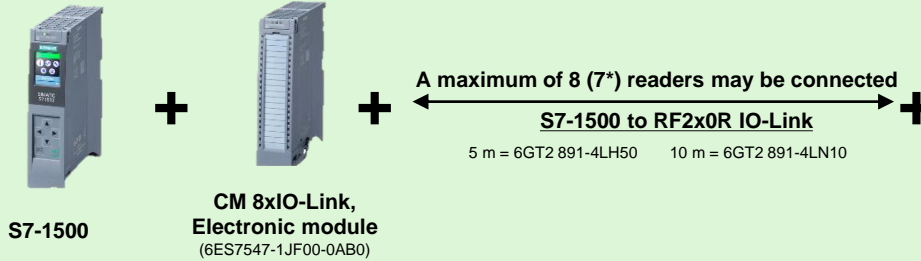
D160 (6GT2 600-0AB10)

D460 (6GT2 600-4AB00)


D165 (6GT2 600-1AB00-0AX0)

D261 (6GT2 600-1AA01-0AX0)

IO-Link: S7-1500



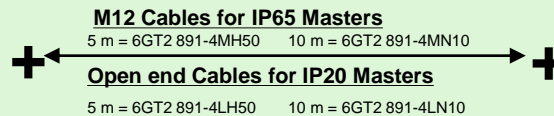
IO-Link: PROFINET



IO-Link: Other Master

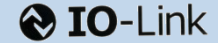
Vendors of IO-Link Master Devices	Central Controller	Profibus	Profinet	Interbus	EtherCat	Powerlink	Ethernet/IP	Modbus TCP	SERCOS III	CC-Link	CA/Netpan	DeviceNet	AS-Interface	USB
B&R	X	X	X		X	X	X	X	X		X	X		
Balluff	X	X	X		X	X	X			X	X	X		X
Beckhoff	X	X	X	X	X		X	X	X	X	X	X		
Bosch Rexroth	X	X	X						X					
Control			X				X	X						
ifm electronic GmbH		X	X	X		X							X	X
Mitsubishi Electric	X													
Murrelektronik		X	X											
OMRON Corporation	X				X									
PhoenixContact	X	X	X	X	X		X	X	X					
Siemens AG	X	X	X											
TMG TE GmbH											X	X		X
WAGO	X	X	X		X		X	X	X		X	X		
Wenglor sensoric GmbH		X												X

According to www.io-link.com
 see competency-matrix for all available offers



*) for IO-Link reader of type 32 Byte:
 Reduced number of reader per module for some types of IO-Link Master

Reader powered through connection cable



RF210R IO-Link
 6GT2 821-1AC32 (8 Byte)
 6GT2 821-1BC32 (32 Byte)



RF220R IO-Link
 6GT2 821-2AC32 (8 Byte)
 6GT2 821-2BC32 (32 Byte)



RF240R IO-Link
 6GT2 821-4AC32 (8 Byte)
 6GT2 821-4BC32 (32 Byte)



















RF250R IO-Link
 6GT2 821-5AC32 (8 Byte)
 6GT2 821-5BC32 (32 Byte)



RF260R IO-Link
 6GT2 821-6AC32 (8 Byte)
 6GT2 821-6BC32 (32 Byte)
















Tags

- D100** (6GT2 600-0AD10)
- D200** (6GT2 600-1AD00-0AX0)
- D400** (6GT2 600-4AD00)
- D421** (6GT2 600-4AE00)
- D422** (6GT2 600-4AF00)
- D124** (6GT2 600-0AC10)
- D324** (6GT2 600-3AC00)
- D424** (6GT2 600-4AC00)
- D423** (6GT2 600-4AA00)
- D425** (6GT2 600-4AG00)
- D127** (6GT2 600-4AF00)
- D117** (6GT2 398-1CF00)
- D428** (6GT2 600-4AK00-0AX0)
- D126** (6GT2 600-0AE00)
- D426** (6GT2 600-4AH00)
- D139** (6GT2 600-0AA10)
- D339** (6GT2 600-3AA10)
- D160** (6GT2 600-0AB10)
- D460** (6GT2 600-4AB00)
- D165** (6GT2 600-1AB00-0AX0)
- D261** (6GT2 600-1AA01-0AX0)

RF300 Family Matrix (RF300 Tags) 13.56 MHz Passive Tags Operational Temperature Range Dimensions(L x W x D) mm Ingress Protection (IP) Rating	Antennas	Suitable for Dynamic Operation	RF320T 6GT2 800-1CA00 20 byte EEPROM  -40°C to 140°C Ø 27 x 4 IP67/IPX9K	RF330T 6GT2 800-5BA00 20 byte EEPROM 32 kbyte FRAM  -40°C to 100°C Ø 30 x 8 IP68/IPX9K	RF340T 20 byte EEPROM + 6GT2 800-4BB00 8 kbyte FRAM 6GT2 800-5BB00 32 kByte FRAM  -40°C to 85°C 48 x 25 x 15 IP67/IPX9K	RF350T 6GT2 800-5BD00 20 byte EEPROM 32 kbyte FRAM  -40°C to 85°C 50 x 50 x 20 IP68	RF360T 20 byte EEPROM + 6GT2 800-4AC00 8 kbyte FRAM 6GT2 800-5AC00 32 kbyte FRAM  -40°C to 85°C 85.8 x 54.1 x 2.5 IP67	RF370T 20 Byte EEPROM + 6GT2 800-5BE00 32 kbyte FRAM 6GT2 800-6BE00 64 kbyte FRAM  -40°C to 85°C 75 x 75 x 41 IP68	RF380T 6GT2 800-5DA00 20 byte EEPROM 32 kbyte FRAM  -40°C to 220°C Ø 114 x 83 IP68
RF310R RS422  6GT2801-1BA10 6GT2801-1BA10-0AX1 (90° plate) 6GT2801-1BA10-0AX2 (Ex) 6GT2 801-1BA20-0AX1 (Scanmode)	Integrated 55 x 75 x 30	YES	1-23/ 26 (0.04-0.91/ 1.02)	2-18/ 21 (0.08-0.71/ 0.83)	2-36/ 41 (0.08-1.42/ 1.61)	2-47/ 53 (0.08-1.85/ 2.09)	2-60/68 (0.08-2.36/ 2.68)	2-45/ 60 (0.08-1.77 / 2.36)	
RF340R RS422  6GT2801-2BA10 6GT2801-2BA10-0AX2 (Ex)	Integrated 75 x 75 x 41	YES	1-20/ 25 (0.04-0.79/ 0.98)	2-20/ 24 (0.08-0.79/ 0.91)	2-50/ 60 (0.08-1.97/ 2.28)	2-60/ 75 (0.08-2.36/ 2.95)	2-65/ 85 (0.08-2.56/ 3.35)	5-60/ 80 (0.20-2.36/ 3.15)	5-80/ 100 (0.20-3.15/ 3.94)
RF350R ANT 1 RS422  6GT2801-4BA10 6GT2801-4BA10-0AX2 (Ex) 6GT2 398-1CB00 (ANT 1)	 75 x 75 x 20	YES	1-30/ 40 (0.04-1.18/ 1.46)	2-25/ 30 (0.08-0.98/ 1.18)	2-55/ 70 (0.08-2.16/ 2.76)	2-65/ 85 (0.08-2.56/ 3.35)	2-75/ 100 (0.08-2.95 / 3.94)	5-65/ 85 (0.20-2.56/ 3.35)	5-90/ 110 (0.20-3.54/ 4.33)
RF350R ANT 3 RS422  6GT2801-4BA10 6GT2801-4BA10-0AX2 (Ex) 6GT2 398-1CD40-0AX0 (ANT 3)	 28 x 50 x 10	NO	1-16 / 20 (0.04-0.59/ 0.71)	1-16 / 20 (0.04-0.63/ 0.79)	2-32/ 40 (0.08-1.26/ 1.57)	2-35/ 42 (0.08-1.38/ 1.65)			
RF350R ANT 3S RS422  6GT2801-4BA10 6GT2801-4BA10-0AX2 (Ex) 6GT2 398-1CD60-0AX0 (ANT 3S)	 28 x 50 x 10	NO							
RF350R ANT 8 RS422  6GT2398-1CF10 6GT2398-1CF00		NO							
Accessories			Spacer (6GT2 690-0AK00)	Mounting cover (6GT2 690-0AE00)			20 mm spacer (6GT2 190-0AA00) Fixing pocket (6GT2 190-0AB00)		Holder: (short: 6GT2 090-0QA00) (long: 6GT2 090-0QA00-0AX3) Cover for holder: (6GT2 090-0QB00) All Purpose Support (6GT2 590-0QA00)

Operating Distance Range (mm) / Maximum Distance for Stationary Tag (mm)














Operating Distance Range (inch) / Maximum Distance for Stationary Tag (inch)

RF300 Family Matrix (RF300 Tags) 13.56 MHz Passive Tags Operational Temperature Range Dimensions(L x W x D) mm Ingress Protection (IP) Rating	Antennas	Suitable for Dynamic Operation	RF320T 6GT2 800-1CA00 20 byte EEPROM  -40°C to 140°C Ø 27 x 4 IP67/IPX9K	RF330T 6GT2 800-5BA00 20 byte EEPROM 32 kbyte FRAM  -40°C to 100°C Ø 30 x 8 IP68/IPX9K	RF340T 20 byte EEPROM + 6GT2 800-4BB00 8 kbyte FRAM 6GT2 800-5BB00 32 kByte FRAM  -40°C to 85°C 48 x 25 x 15 IP67/IPX9K	RF350T 6GT2 800-5BD00 20 byte EEPROM 32 kbyte FRAM  -40°C to 85°C 50 x 50 x 20 IP68	RF360T 20 byte EEPROM + 6GT2 800-4AC00 8 kbyte FRAM 6GT2 800-5AC00 32 kbyte FRAM  -40°C to 85°C 85.8 x 54.1 x 2.5 IP67	RF370T 20 Byte EEPROM + 6GT2 800-5BE00 32 kbyte FRAM 6GT2 800-6BE00 64 kbyte FRAM  -40°C to 85°C 75 x 75 x 41 IP68	RF380T 6GT2 800-5DA00 20 byte EEPROM 32 kbyte FRAM  -40°C to 220°C Ø 114 x 83 IP68
RF350R ANT 12 RS422  6GT2801-4BA10 6GT2801-4BA10-0AX2 (Ex) 6GT2 398-1DC10 (ANT 12) *)	 Ø12 x 40	NO							
RF350R ANT 18 RS422  6GT2801-4BA10 6GT2801-4BA10-0AX2 (Ex) 6GT2 398-1DA10 (ANT 18) *)	 Ø18 x 40	NO	1-10/ 13 (0.04-0.39/ 0.51)	1-11/ 13 (0.04-0.43/ 0.51)	1-18/ 22 (0.04-0.71/ 0.87)				
RF350R ANT 30 RS422  6GT2801-4BA10 6GT2801-4BA10-0AX2 (Ex) 6GT2 398-1DD10 (ANT 30)	 Ø30 x 40	NO	1-15/ 20 (0.04-0.59/ 0.79)	2-15/ 18 (0.08-0.59/ 0.71)	1-25/ 30 (0.04-0.98/ 1.1 8)	0-35/ 40 (0-1.18/ 1.57)	2-32/ 38 (0.08-1.26/ 1.5)		
RF360R Ethernet  6GT2801-5BA30	Integrated 141 x 80 x 42	YES	1-20/ 25 (0.04-0.79/ 0.98)	2-18/ 23 (0.08-0.71/ 0.91)	2-50/ 58 (0.04-1.97/ 2.28)	2-60/ 75 (0.08-2.36/ 2.95)	2-65/ 85 (0.08-2.56/ 3.35)	5-60/ 80 (0.20-2.36/ 3.15)	5-80/ 100 (0.20-3.15/ 3.94)
RF380R RS422, RS232  6GT2801-3BA10 6GT2801-3BA10-0AX2 (Ex)	Integrated 160 x 96 x 41	YES	2-45/ 60 (0.08-1.77/ 2.36)	5-45/ 48 (0.2-1.77/ 1.89)	2-80/ 105 (0.08-3.15/ 4.13)	2-100/ 125 (0.08-3.94/ 4.92)	2-120/ 150 (0.08-4.72/ 5.91)	5-100/ 135 (0.20-3.94/ 5.31)	5-125/ 160 (0.20-4.92/ 6.30)
Accessories			Spacer (6GT2 690-0AK00)	Mounting cover (6GT2 690-0AE00)			20 mm spacer (6GT2 190-0AA00) Fixing pocket (6GT2 190-0AB00)		Holder: (short: 6GT2 090-0QA00) (long: 6GT2 090-0QA00- 0AX3) Cover for holder: (6GT2 090-0QB00) All Purpose Support (6GT2 590-0QA00)

* antennas also available with 0.6 m antenna cable: use 0.6 m antenna cable 6GT2391-0AE60 together with 6GT2398-1DC10 (ANT12) or 6GT2398-1DA00 (ANT18)














Operating Distance Range (mm) / Maximum Distance for Stationary Tag (mm)

Operating Distance Range (inch) / Maximum Distance for Stationary Tag (inch)

RF300 Family Matrix (ISO Tags) 13.56 MHz Passive Tags Operational Temperature Range Dimensions(L x W x D) mm Ingress Protection (IP) Rating	Antennas	D165 6GT2 600-1AB00-0AX0 112 byte EEPROM  -25°C to 85°C 86 x 54 x 0.3 IP65	D261 6GT2 600-1AA01-0AX0 256 byte EEPROM  -25°C to 85°C 55 x 55 x 0.3 IP65	D100 6GT2 600-0AD10 112 byte EEPROM  -25°C to 80°C 85,6 x 54 x 0.9 IP68	D200 6GT2 600-1AD00 -0AX0 256 byte EEPROM  -20°C to 60°C 85.6 x 54 x 0.8 IP67	D400 6GT2 600-4AD00 2 kbyte FRAM  -20°C to 60°C 85.6 x 54 x 0.8 IP67	D160 6GT2 600-0AB10 112 byte EEPROM  -40°C to 175°C Ø 16 x 3 IP68/IPx9K	D460 6GT2 600-4AB00 2 kbyte FRAM  -40°C to 100°C Ø 16 x 3 IP67/IPx9K
RF310R RS422 6GT2801-1BA10 6GT2801-1BA10-0AX1 (90° plate) 6GT2801-1BA10-0AX2 (Ex) 6GT2 801-1BA20-0AX1 (Scanmode)	 Integrated 55 x 75 x 30	2-90/ 102 (0.08-3.54/ 4.02)	2-74/ 83 (0.08-2.91/ 3.27)	2-93/ 105 (0.08-3.66/ 4.1)	2-80/ 90 (0.08-3.15/ 3.54)	2-104/ 115 (0.08-4.09/ 4.53)	1-39/ 44 (0.04-1.54/ 1.73)	1-32/ 38 (0.08-1.26/ 1.50)
RF340R RS422 6GT2801-2BA10 6GT2801-2BA10-0AX2 (Ex)	 Integrated 75 x 75 x 41	15-120/ 140 (0.59-4.72/ 5.51)	40-100/ 120 (1.57-3.93/ 4.72)	5-110/ 140 (0.20-4.33/ 5.51)	10-100/ 115 (0.39-3.94/ 4.53)	2-100/ 130 (0.08-3.93/ 5.12)	2-35/ 60 (0.08-1.38/ 2.36)	2-25/ 40 (0.08-0.98/ 1.57)
RF350R ANT 1 RS422 6GT2801-4BA10 6GT2801-4BA10-0AX2 (Ex) 6GT2 398-1CB00 (ANT 1)	 75 x 75 x 20	5-100/ 120 (0.20-3.94/ 4.72)	5-80/ 95 (0.20-3.15/ 3.74)	5-110/ 140 (0.20-4.33/ 5.51)	5-95/ 115 (0.20-3.74/ 4.53)	2-110/ 135 (0.08-4.33/ 5.31)	2-35/ 60 (0.08-1.38/ 2.36)	2-32/ 38 (0.08-1.26/ 1.50)
RF350R ANT 3 RS422 6GT2801-4BA10 6GT2801-4BA10-0AX2 (Ex) 6GT2 398-1CD40-0AX0 (ANT 3)	 28 x 50 x 10						1-28/ 35 (0.04-1.10/ 1.38)	1-20/ 28 (0.04-0.79/ 1.10)
RF350R ANT 3S RS422 6GT2801-4BA10 6GT2801-4BA10-0AX2 (Ex) 6GT2 398-1CD60-0AX0 (ANT 3S)	 28 x 50 x 10							
RF350R ANT 8 RS422 6GT2398-1CF10 6GT2398-1CF00								
Accessories				Holder (6GT2 390-0AA00) 20 mm spacer (6GT2 190-0AA00) Fixing pocket (6GT2 190-0AB00)	Holder (6GT2 390-0AA00) 20 mm spacer (6GT2 190-0AA00) Fixing pocket (6GT2 190-0AB00)	Holder (6GT2 390-0AA00) 20 mm spacer (6GT2 190-0AA00) Fixing pocket (6GT2 190-0AB00)	Spacer (6GT2 690-0AG00) Angle pattern body (6GT2690-0AN00)	Spacer (6GT2 690-0AG00) Angle pattern body (6GT2690-0AN00)

Operating Distance Range (mm) / Maximum Distance for Stationary Tag (mm)














Operating Distance Range (inch) / Maximum Distance for Stationary Tag (inch)

RF300 Family Matrix (ISO Tags) 13.56 MHz Passive Tags Operational Temperature Range Dimensions(L x W x D) mm Ingress Protection (IP) Rating	Antennas	D165 6GT2 600-1AB00-0AX0 112 byte EEPROM  -25°C to 85°C 86 x 54 x 0.3 IP65	D261 6GT2 600-1AA01-0AX0 256 byte EEPROM  -25°C to 85°C 55 x 55 x 0.3 IP65	D100 6GT2 600-0AD10 112 byte EEPROM  -25°C to 80°C 85,6 x 54 x 0.9 IP68	D200 6GT2 600-1AD00 -0AX0 256 byte EEPROM  -20°C to 60°C 85.6 x 54 x 0.8 IP67	D400 6GT2 600-4AD00 2 kbyte FRAM  -20°C to 60°C 85.6 x 54 x 0.8 IP67	D160 6GT2 600-0AB10 112 byte EEPROM  -40°C to 175°C Ø 16 x 3 IP68/IPx9K	D460 6GT2 600-4AB00 2 kbyte FRAM  -40°C to 100°C Ø 16 x 3 IP67/IPx9K
RF350R ANT 12 RS422 6GT2801-4BA10 6GT2801-4BA10-0AX2 (Ex) 6GT2 398-1DC10 (ANT 12) *)	 Ø12 x 40						0-8/ 12 (0.04-0.31/ 0.47)	1-8/ 10 (0.04-0.31/ 0.39)
RF350R ANT 18 RS422 6GT2801-4BA10 6GT2801-4BA10-0AX2 (Ex) 6GT2 398-1DA10 (ANT 18) *)	 Ø18 x 40						1-18/ 20 (0.04-0.71/ 0.79)	1-12/ 16 (0.04-0.47/ 0.63)
RF350R ANT 30 RS422 6GT2801-4BA10 6GT2801-4BA10-0AX2 (Ex) 6GT2 398-1DD10 (ANT 30)	 Ø30 x 40						1-24/ 28 (0.04-0.94/ 1.10)	1-18/ 20 (0.04-0.71/ 0.79)
RF360R Ethernet 6GT2801-5BA30	 Integrated 141 x 80 x 42			5-110/ 140 (0.20-4.33/ 5.51)	10-100/ 115 (0.39-3.94/ 4.5pass3)	2-100/ 125 (0.08-3.94/ 4.92)		
RF380R RS422, RS232 6GT2801-3BA10 6GT2801-3BA10-0AX2 (Ex)	 Integrated 160 x 96 x 41	10-170/ 200 (0.39-6.69/ 7.87)	20-120/ 160 (0.79-4.72/ 6.30)	10-170/ 210 (0.39-6.69/ 8.27)	20-150/195 (0.79-5.90/ 7.67)	10-165/ 185 (0.39-4.50/ 7.28)	2-64/ 80 (0.08-2.52/ 3.15)	2-65/ 90 (0.08-2.56/ 3.54)
RF382R RS422, RS232 6GT2801-3AB20-0AX0	 Integrated 160 x 96 x 41						35-50/ 65 (1.38-1.97/ 2.56)	35-50/ 60 (1.38-1.97/ 2.36)
Accessories				Holder (6GT2 390-0AA00) 20 mm spacer (6GT2 190-0AA00) Fixing pocket (6GT2 190-0AB00)	Holder (6GT2 390-0AA00) 20 mm spacer (6GT2 190-0AA00) Fixing pocket (6GT2 190-0AB00)	Holder (6GT2 390-0AA00) 20 mm spacer (6GT2 190-0AA00) Fixing pocket (6GT2 190-0AB00)	Spacer (6GT2 690-0AG00) Angle pattern body (6GT2690-0AN00)	Spacer (6GT2 690-0AG00) Angle pattern body (6GT2690-0AN00)














* antennas also available with 0.6 m antenna cable: use 0.6 m antenna cable 6GT2391-0AE60 together with 6GT2398-1DC10 (ANT12) or 6GT2398-1DA00 (ANT18)

Operating Distance Range (mm) / Maximum Distance for Stationary Tag (mm)

Operating Distance Range (inch) / Maximum Distance for Stationary Tag (inch)

RF300 Family Matrix (ISO Tags) 13.56 MHz Passive Tags Operational Temperature Range Dimensions(L x W x D) mm Ingress Protection (IP) Rating	Antennas	D117 6GT2 600-0AG00 112 byte EEPROM  -40°C to 125°C Ø4 x 5.2 IP68 IPx9K	D127 6GT2 600-0AF00 112 byte EEPROM  -40°C to 125°C Ø 6 x 5.8 IP68/ IPx9K	D421 6GT2 600-4AE00 2 kbyte FRAM  -40°C to 100°C Ø10 x 4.5 IP67/ IPx9K	D422 6GT2 600-4AF00 2 kbyte FRAM  -40°C to 100°C Ø20 x 6 IP68	D124 6GT2 600-0AC10 112 byte EEPROM  -40°C to 180°C Ø 27 x 4 IP68/ IPx9K	D324 6GT2 600-3AC00 992 byte EEPROM  -40°C to 140°C Ø 27 x 4 IP67	D424 6GT2 600-4AC00 2 kbyte FRAM  -40°C to 100°C Ø 27 x 4 IP67/ IPx9K
RF310R RS422 6GT2801-1BA10 6GT2801-1BA10-0AX1 (90° plate) 6GT2801-1BA10-0AX2 (Ex) 6GT2 801-1BA20-0AX1 (Scanmode)	Integrated 					2-64/ 72 (0.08-2.52/ 2.83)	2-64/ 72 (0.08-2.52/ 2.83)	1-68/ 75 (0.04-2.68/ 2.95)
RF340R RS422 6GT2801-2BA10 6GT2801-2BA10-0AX2 (Ex)	Integrated 					2-60/ 75 (0.08-2.36/ 2.95)	2-55/ 70 (0.08-2.17/ 2.76)	2-55/ 70 (0.08-2.17/ 2.76)
RF350R ANT 1 RS422 6GT2801-4BA10 6GT2801-4BA10-0AX2 (Ex) 6GT2 398-1CB00 (ANT 1)						2-65/ 85 (0.08-2.56/ 3.35)	2-66/ 78 (0.08-2.60/ 3.07)	2-75/ 88 (0.08-2.95/ 3.46)
RF350R ANT 3 RS422 6GT2801-4BA10 6GT2801-4BA10-0AX2 (Ex) 6GT2 398-1CD40-0AX0 (ANT 3)					1-11/18 (0.04-0.43/ 0.71)	1-35/ 42 (0.04-1.38/ 1.65)	1-22/ 32 (0-0.04/ 1.26)	1-40/ 48 (0.04-1.57/ 1.89)
RF350R ANT 3S RS422 6GT2801-4BA10 6GT2801-4BA10-0AX2 (Ex) 6GT2 398-1CD60-0AX0 (ANT 3S)		0-2/ 3 (0.0-0.08/ 0.12)	0-2/ 3 (0-0.08/ 0.12)	0-4/ 5 (0-0.16/ 0.20)				
RF350R ANT 8 RS422 6GT2398-1CF10 6GT2398-1CF00		0-4/5 (0.0-0.16/0.19)	0-4/5 (0.0-0.16/0.19)	0-3/4 (0.0-0.12/0.16)				
Accessories						Spacer (6GT2 690-0AK00)	Spacer (6GT2 690-0AK00)	Spacer (6GT2 690-0AK00)
























Operating Distance Range (mm) / Maximum Distance for Stationary Tag (mm)
 Operating Distance Range (inch) / Maximum Distance for Stationary Tag (inch)

RF300 Family Matrix (ISO Tags) 13.56 MHz Passive Tags Operational Temperature Range Dimensions(L x W x D) mm Ingress Protection (IP) Rating	Antennas	D117 6GT2 600-0AG00 112 byte EEPROM  -40°C to 125°C Ø4 x 5.2 IP68 IPx9K	D127 6GT2 600-0AF00 112 byte EEPROM  -40°C to 125°C Ø 6 x 5.8 IP68/ IPx9K	D421 6GT2 600-4AE00 2 kbyte FRAM  -40°C to 100°C Ø10 x 4.5 IP67/ IPx9K	D422 6GT2 600-4AF00 2 kbyte FRAM  -40°C to 100°C Ø20 x 6 IP68	D124 6GT2 600-0AC10 112 byte EEPROM  -40°C to 180°C Ø 27 x 4 IP68/ IPx9K	D324 6GT2 600-3AC00 992 byte EEPROM  -40°C to 140°C Ø 27 x 4 IP67	D424 6GT2 600-4AC00 2 kbyte FRAM  -40°C to 100°C Ø 27 x 4 IP67/ IPx9K
RF350R ANT 12 RS422 6GT2801-4BA10 6GT2801-4BA10-0AX2 (Ex) 6GT2 398-1DC10 (ANT 12) *)	 Ø12 x 40	0-2/ 3 (0.0-0.08/ 0.12)	0-3/ 4 (0.0.12/ 0.16)	0-3/ 5 (0.0.12/ 0.20)				
RF350R ANT 18 RS422 6GT2801-4BA10 6GT2801-4BA10-0AX2 (Ex) 6GT2 398-1DA10 (ANT 18) *)	 Ø18 x 40	0-5/ 6 (0.-0.20/ 0.24)	0-5/ 6 (0.-0.20/ 0.24)	0-4/ 6 (0.0.24/ 0.31)	1-10/ 13 (0.04-0.39/ 0.51)	2-24/ 28 (0.08-0.94/ 1.10)	1-22/ 28 (0.04-0.87/ 1.1)	1-27/ 35 (0.04-1.06/ 1.38)
RF350R ANT 30 RS422 6GT2801-4BA10 6GT2801-4BA10-0AX2 (Ex) 6GT2 398-1DD10 (ANT 30)	 Ø30 x 40				1-14/ 16 (0.04-0.55/ 0.63)	1-35/ 40 (0.04-1.38/ 1.57)	1-35/ 40 (0.04-1.38/ 1.57)	1-45/ 50 (0.04-1.77/ 1.97)
RF360R Ethernet 6GT2801-5BA30	 Integrated 141 x 80 x 42					2-60/ 75 (0.08-2.36/ 2.95)	2-55/ 70 (0.08-2.17/ 2.76)	2-55/ 70 (0.08-2.17/ 2.76)
RF380R RS422, RS232 6GT2801-3BA10 6GT2801-3BA10-0AX2 (Ex)	 Integrated 160 x 96 x 41					1-120/ 140 (0.04-4.72/ 5.51)	2-96/ 120 (0.08-3.78/ 4.72)	2-120/ 140 (0.08-4.72/ 5.51)
RF382R RS422, RS232 6GT2801-3AB20-0AX0	 Integrated 160 x 96 x 41					40-65/ 75 (1.57-2.56/ 2.95)	40-65/ 75 (1.57-2.56/ 2.95)	40-65/ 75 (1.57-2.56/ 2.95)
Accessories						Spacer (6GT2 690-0AK00)	Spacer (6GT2 690-0AK00)	Spacer (6GT2 690-0AK00)

* antennas also available with 0.6 m antenna cable: use 0.6 m antenna cable 6GT2391-0AE60 together with 6GT2398-1DC10 (ANT12) or 6GT2398-1DA00 (ANT18)

















Operating Distance Range (mm) / Maximum Distance for Stationary Tag (mm)

Operating Distance Range (inch) / Maximum Distance for Stationary Tag (inch)

RF300 Family Matrix (ISO Tags) 13.56 MHz Passive Tags Operational Temperature Range Dimensions(L x W x D) mm Ingress Protection (IP) Rating	Antennas	D126 6GT2 600-0AE00 112 byte EEPROM  -40°C to 100°C Ø 50 x 3.6 IP68	D426 6GT2 600-4AH00 2 kbyte FRAM  -40°C to 100°C Ø 50 x 3.6 IP68	D423 6GT2 600-4AA00 2 kbyte FRAM  -40°C to 100°C Ø 30 x 8 IP68/ IPx9K	D425 6GT2 600-4AG00 2 kbyte FRAM  -40°C to 125°C Ø 24 x 10 IP68/ IPx9K	D428 6GT2 600-4AK00-0AX0 2 kbyte FRAM  -40°C to 125°C Ø 24 x 20 IP68/ IPx9K	D139 6GT2 600-0AA10 112 byte EEPROM   -40°C to 220°C Ø 85 x 15 IP68/IPx9K	D339 6GT2600-3AA10 992 byte EEPROM   -40°C to 220°C Ø 85 x 15 IP68/IPx9K
RF310R RS422 6GT2801-1BA10 6GT2801-1BA10-0AX1 (90° plate) 6GT2801-1BA10-0AX2 (Ex) 6GT2 801-1BA20-0AX1 (Scanmode)  	Integrated 55 x 75 x 30	2-65/ 73 (0.08-2.56/ 2.87)	5-75/ 90 (0.2-2.95/ 3.54)	2-35/ 46 (0.08-1.38/ 1.81)	1-22/ 25 (0.04-0.87/ 0.98)	1-40/ 45 (0.08-1.57/ 1.77)	5-96/ 109 (0.20-3.78/ 4.29)	5-74/ 84 (0.20-2.91/ 3.31)
RF340R RS422 6GT2801-2BA10 6GT2801-2BA10-0AX2 (Ex)  	Integrated 75 x 75 x 41	2-85/ 110 (0.08-3.34/ 4.33)	1-80/ 100 (0.04-3.15/ 3.94)	5-40/ 48 (0.2-1.57/ 1.89)	2-20/ 30 (0.08-0.79/ 1.18)	2-40/ 50 (0.08-1.57/ 1.97)	5-80/ 110 (0.20-3.15/ 4.33)	5-75/ 85 (0.20-2.95/ 3.35)
RF350R ANT 1 RS422 6GT2801-4BA10 6GT2801-4BA10-0AX2 (Ex) 6GT2 398-1CB00 (ANT 1)  	 75 x 75 x 20	2-90/ 120 (0.08-3.54/ 4.72)	2-85/ 95 (0.08-3.35/ 3.74)	10-48/ 60 (0.39-1.89/ 2.36)	2-23/ 32 (0.08-0.91/ 1.26)	2-40/ 50 (0.08-1.57/ 1.97)	5-85/ 115 (0.20-3.35/ 4.53)	5-90/ 105 (0.20-3.54/ 4.13)
RF350R ANT 3 RS422 6GT2801-4BA10 6GT2801-4BA10-0AX2 (Ex) 6GT2 398-1CD40-0AX0 (ANT 3)  	 28 x 50 x 10			5-20/ 30 (0.2-0.79/ 1.18)	2-18/ 22 (0.08-0.71/ 0.87)	2-28/ 30 (0.08-1.10/ 1.18)		
RF350R ANT 3S RS422 6GT2801-4BA10 6GT2801-4BA10-0AX2 (Ex) 6GT2 398-1CD60-0AX0 (ANT 3S)  	 28 x 50 x 10							
RF350R ANT 8 RS422 6GT2398-1CF10 6GT2398-1CF00 								
Accessories		Spacer (6GT2 690-0AL00)	Spacer (6GT2 690-0AL00)	Mounting cover (6GT2 690-0AE00)			Spacer (6GT2 690-0AA00)	Mount for quick tag exchange (6GT2 690-0AH00 - long) (6GT2 690-0AH10 – short)

Operating Distance Range (mm) / Maximum Distance for Stationary Tag (mm)














Operating Distance Range (inch) / Maximum Distance for Stationary Tag (inch)

RF300 Family Matrix (ISO Tags) 13.56 MHz Passive Tags Operational Temperature Range Dimensions(L x W x D) mm Ingress Protection (IP) Rating	Antennas	D126 6GT2 600-0AE00 112 byte EEPROM  -40°C to 100°C Ø 50 x 3.6 IP68	D426 6GT2 600-4AH00 2 kbyte FRAM  -40°C to 100°C Ø 50 x 3.6 IP68	D423 6GT2 600-4AA00 2 kbyte FRAM  -40°C to 100°C Ø 30 x 8 IP68/ IPx9K	D425 6GT2 600-4AG00 2 kbyte FRAM  -40°C to 125°C Ø 24 x 10 IP68/ IPx9K	D428 6GT2 600-4AK00-0AX0 2 kbyte FRAM  -40°C to 125°C Ø 24 x 20 IP68/ IPx9K	D139 6GT2 600-0AA10 112 byte EEPROM  -40°C to 220°C Ø 85 x 15 IP68/IPx9K	D339 6GT2600-3AA10 992 byte EEPROM  -40°C to 220°C Ø 85 x 15 IP68/IPx9K
RF350R ANT 12 RS422 6GT2801-4BA10 6GT2801-4BA10-0AX2 (Ex) 6GT2 398-1DC10 (ANT 12) *) 	 Ø12 x 40					1-10/ 17 (0.04-0.39/ 0.67)		
RF350R ANT 18 RS422 6GT2801-4BA10 6GT2801-4BA10-0AX2 (Ex) 6GT2 398-1DA10 (ANT 18) *) 	 Ø18 x 40				1-10/ 14 (0.04-0.39/ 0.55)	1-15/ 20 (0.04-0.59/ 0.79)		
RF350R ANT 30 RS422 6GT2801-4BA10 6GT2801-4BA10-0AX2 (Ex) 6GT2 398-1DD10 (ANT 30) 	 Ø30 x 40	1-42/ 50 (0-1.65/ 1.97)	1-45/ 48 (0.04-1.77/ 1.89)	5-22/ 28 (0.2-0.87/ 1.10)	1-15/ 20 (0.04-0.59/ 0.79)	1-25/ 28 (0.04-0.98/ 1.10)		
RF360R Ethernet 6GT2801-5BA30 	Integrated 141 x 80 x 42	2-85/ 110 (0.08-3.35/ 4.33)	1-80/ 100 (0.04-3.15/ 3.94)	5-42/ 50 (0.2-1.65/1.97)			5-80/ 110 (0.2-3.15/ 4.33)	5-75/ 85 (0.2-2.95/ 3.35)
RF380R RS422, RS232 6GT2801-3BA10 6GT2801-3BA10-0AX2 (Ex) 	Integrated 160 x 96 x 41	2-145/ 190 (0.08-5.71/ 7.48)	2-155/ 195 (0.08-6.1/ 7.68)	5-75/ /83 (0.2-2.95/ 3.27)	2-35/ 50 (0.08-1.38/ 1.97)	2-70/ 95 (0.08-2.76/ 3.74)	5-200/ 230 (0.20-7.87/ 9.05)	17-160/ 180 (0.67-6.30/ 7.09)
RF382R RS422, RS232 6GT2801-3AB20-0AX0 	Integrated 160 x 96 x 41							
Accessories		Spacer (6GT2 690-0AL00)	Spacer (6GT2 690-0AL00)	Mounting cover (6GT2 690-0AE00)			Spacer (6GT2 690-0AA00) Mount for quick tag exchange (6GT2 690-0AH00 - long) (6GT2 690-0AH10 – short)	

* antennas also available with 0.6 m antenna cable: use 0.6 m antenna cable 6GT2391-0AE60 together with 6GT2398-1DC10 (ANT12) or 6GT2398-1DA00 (ANT18)

Operating Distance Range (mm) / Maximum Distance for Stationary Tag (mm)











Operating Distance Range (inch) / Maximum Distance for Stationary Tag (inch)

RF300 Family Matrix (8 KB ISO Tags) 13.56 MHz Passive Tags Operational Temperature Range Dimensions(L x W x D) mm Ingress Protection (IP) Rating	Antennas	D521 6GT2 600-5AE00 8 kByte FRAM  -40°C to 100°C Ø 10 x 4.5 IP67/IPx9K	D522 6GT2 600-5AF00 8 kByte FRAM  -40°C to 100°C Ø 20 x 6 IP68	D524 6GT2 600-5AC00 8 kByte FRAM  -40°C to 100°C Ø 27 x 4 IP67 / IPx9k	D525 6GT2 600-5AG00 8 kByte FRAM  -40°C to 125°C Ø 24 x 10 IP68 / IPx9k	D526 6GT2 600-5AH00 8 kByte FRAM  -40°C to 100°C Ø 50 x 3.6 IP68	D528 6GT2 600-5AK00 8 kByte FRAM  -40°C to 125°C Ø 24 x 20 IP68/IPx9K	D560 6GT2 600-5AB00 8 kByte FRAM  -40°C to 90°C Ø 16 x 3 IP68/IPx9K
RF310R RS422 6GT2801-1BA10 6GT2801-1BA10-0AX1 (90° plate) 6GT2801-1BA10-0AX2 (Ex)	 Integrated 55 x 75 x 30			1-70/78 (0.04-2.76/ 3.07)	1-22/25 (0.04-0.87/ 0.98)	5-80/90 (0.2-3.14/ 3.54)	1-43/48 (0.04-1.69/ 1.89)	1-32/38 (0.04-1.26/ 1.5)
RF340R RS422 6GT2801-2BA10 6GT2801-2BA10-0AX2 (Ex)	 Integrated 75 x 75 x 41			2-55/70 (0.08-2.16/ 2.76)	2-20/30 (0.08-0.79/ 1.18)	1-80/100 (0.04-3.15/ 3.94)	2-40/50 (0.08-1.57/ 1.97)	2-25/40 (0.08-0.98/ 1.57)
RF350R ANT 1 RS422 6GT2801-4BA10 6GT2801-4BA10-0AX2 (Ex) 6GT2 398-1CB00 (ANT 1)	 75 x 75 x 20			2-65/85 (0.08-2.56/ 3.35)	2-25/35 (0.08-0.98/ 1.38)	1-85/105 (0.04-3.35/ 4.13)	2-35/50 (0.08-1.38/ 1.97)	2-32/38 (0.08-1.26/ 1.5)
RF350R ANT 3 RS422 6GT2801-4BA10 6GT2801-4BA10-0AX2 (Ex) 6GT2 398-1CD40-0AX0 (ANT 3)	 28 x 50 x 10		1-19/22 (0.04-0.75/ 0.87)	5-46/50 (0.2-1.81/ 1.97)	2-21/24 (0.08-0.83/ 0.94)		2-24/26 (0.08-0.94/ 1.02)	1-20/28 (0.04-0.79/ 1.1)
RF350R ANT 3S RS422 6GT2801-4BA10 6GT2801-4BA10-0AX2 (Ex) 6GT2 398-1CD60-0AX0 (ANT 3S)	 28 x 50 x 10	0-3/4 (0.0-0.12/ 0.16)						
RF350R ANT 8 RS422 6GT2398-1CF10 6GT2398-1CF00	 0-3/4 (0.0-0.12/ 0.16)							
Accessories				Spacer (6GT2 690-0AK00)		Spacer (6GT2 690-0AL00)		Spacer (6GT2 690-0AG00) Angle pattern body (6GT2690-0AN00)

* antennas also available with 0.6 m antenna cable: use 0.6 m antenna cable 6GT2391-0AE60 together with 6GT2398-1DC10 (ANT12) or 6GT2398-1DA00 (ANT18)














Operating Distance Range (mm) / Maximum Distance for Stationary Tag (mm)

Operating Distance Range (inch) / Maximum Distance for Stationary Tag (inch)

RF300 Family Matrix (8 KB ISO Tags) 13.56 MHz Passive Tags Operational Temperature Range Dimensions(L x W x D) mm Ingress Protection (IP) Rating	Antennas	D521 6GT2 600-5AE00 8 kByte FRAM  -40°C to 100°C Ø 10 x 4.5 IP67/IPx9K	D522 6GT2 600-5AF00 8 kByte FRAM  -40°C to 100°C Ø 20 x 6 IP68	D524 6GT2 600-5AC00 8 kByte FRAM  -40°C to 100°C Ø 27 x 4 IP67 / IPx9k	D525 6GT2 600-5AG00 8 kByte FRAM  -40°C to 125°C Ø 24 x 10 IP68 / IPx9k	D526 6GT2 600-5AH00 8 kByte FRAM  -40°C to 100°C Ø 50 x 3.6 IP68	D528 6GT2 600-5AK00 8 kByte FRAM  -40°C to 125°C Ø 24 x 20 IP68/IPx9K	D560 6GT2 600-5AB00 8 kByte FRAM  -40°C to 90°C Ø 16 x 3 IP68/IPx9K
RF350R ANT 12 RS422 6GT2801-4BA10 6GT2801-4BA10-0AX2 (Ex) 6GT2 398-1DC10 (ANT 12) *)	 Ø12 x 40	0-3/5 (0-0.12/ 0.2)					1-10/17 (0.04-0.40/ 0.67)	1-8/10 (0.04-0.31/ 0.39)
RF350R ANT 18 RS422 6GT2801-4BA10 6GT2801-4BA10-0AX2 (Ex) 6GT2 398-1DA10 (ANT 18) *)	 Ø18 x 40	0-6/8 (0-0.24/ 0.31)	1-10/13 (0.04-0.39/ 0.51)	1-27/35 (0.04-1.06/ 1.38)	1-10/14 (0.04-0.39/ 0.55)		1-15/20 (0.04-0.59/ 0.79)	1-12/16 (0.04-0.47/ 0.63)
RF350R ANT 30 RS422 6GT2801-4BA10 6GT2801-4BA10-0AX2 (Ex) 6GT2 398-1DD10 (ANT 30)	 Ø30 x 40		1-15/ 18 (0.04-0.59/ 0.70)	0-45/ 50 (0-1.77/ 1.97)	1-15/ 20 (0.04-0.59/ 0.79)	0-45/ 48 (0-1.77/ 1.89)	1-25/ 28 (0.04-0.98/ 1.10)	1-18/ 20 (0.04-0.71/ 0.79)
RF360R Ethernet 6GT2801-5BA30	Integrated 141 x 80 x 42			2-55/ 70 (0.08-2.17/ 2.76)		1-80/ 100 (0.04-3.15/ 3.94)		
RF380R RS422, RS232 6GT2801-3BA10 6GT2801-3BA10-0AX2 (Ex)	Integrated 160 x 96 x 41			2-115/ 130 (0.08-4.52/ 5.12)	2-35/ 50 (0.08-1.38/ 1.97)	2-155/ 195 (0.08-6.10/ 7.68)	2-70/ 95 (0.08-2.76/ 3.74)	2-65/ 90 (0.08-2.56/ 3.54)
Accessories				Spacer (6GT2 690-0AK00)		Spacer (6GT2 690-0AL00)		Spacer (6GT2 690-0AG00) Angle pattern body (6GT2690-0AN00)

Operating Distance Range (mm) / Maximum Distance for Stationary Tag (mm)












Operating Distance Range (inch) / Maximum Distance for Stationary Tag (inch)

RF300 Family Matrix (MOBY E compatibility) 13.56 MHz Passive Tags Operational Temperature Range Dimensions(L x W x D) mm Ingress Protection (IP) Rating	Antennas	E600 6GT2 300-0AA00 752 byte EEPROM  -25°C to 60°C 86 x 54 x 0.76 IP68	E611 6GT2 300-0BB00 752 byte EEPROM  -40°C to 85°C 86 x 54 x 2.5 IP67	E623 6GT2 300-0CD00 752 byte EEPROM  -40°C to 100°C Ø10 x 4.5 IP67/ IPx9K	E624 6GT2 300-0CE00 752 byte EEPROM  -40°C to 150°C Ø 27 x 4 IP67/ IPx9K
RF310R RS422 6GT2801-1BA10 6GT2801-1BA10-0AX1 (90° plate) 6GT2801-1BA10-0AX2 (Ex) 	Integrated 55 x 75 x 30	2-30/ 43 (0.08-1.18/ 1.69)	2-40/ 60 (0.08-1.57/ 2.36)		2-35/ 36 (0.08-1.37/ 1.42)
RF340R RS422 6GT2801-2BA10 6GT2801-2BA10-0AX2 (Ex) 	Integrated 75 x 75 x 41	5-50/ 65 (0.2-1.97/ 2.56)	10-50/ 65 (0.39-1.97/ 2.56)		2-35/ 45 (0.08-1.37/ 1.77)
RF350R ANT 1 RS422 6GT2801-4BA10 6GT2801-4BA10-0AX2 (Ex) 6GT2 398-1CB00 (ANT 1) 	 75 x 75 x 20	10-50/ 60 (0.39-1.97/ 2.36)	20-50/ 65 (0.79-1.97/ 2.56)		2-35/ 45 (0.08-1.37/ 1.77)
RF350R ANT 3 RS422 6GT2801-4BA10 6GT2801-4BA10-0AX2 (Ex) 6GT2 398-1CD40-0AX0 (ANT 3) 	 28 x 50 x 10				1-15/ 16 (0.04-0.59/ 0.63)
RF350R ANT 3S RS422 6GT2801-4BA10 6GT2801-4BA10-0AX2 (Ex) 6GT2 398-1CD60-0AX0 (ANT 3S) 	 28 x 50 x 10				
RF350R ANT 8 RS422 6GT2398-1CF10 6GT2398-1CF00					
Accessories		Holder (6GT2 390-0AA00) 20 mm spacer (6GT2 190-0AA00) Fixing pocket (6GT2 190-0AB00)	Holder (6GT2 390-0AA00) 20 mm spacer (6GT2 190-0AA00) Fixing pocket (6GT2 190-0AB00)		Spacer (6GT2 690-0AK00)

* antennas also available with 0.6 m antenna cable: use 0.6 m antenna cable 6GT2391-0AE60 together with 6GT2398-1DC10 (ANT12) or 6GT2398-1DA00 (ANT18)

Operating Distance Range (mm) / Maximum Distance for Stationary Tag (mm)

Operating Distance Range (inch) / Maximum Distance for Stationary Tag (inch)

RF300 Family Matrix (MOBY E compatibility) 13.56 MHz Passive Tags Operational Temperature Range Dimensions(L x W x D) mm Ingress Protection (IP) Rating	Antennas	E600 6GT2 300-0AA00 752 byte EEPROM  -25°C to 60°C 86 x 54 x 0.76 IP68	E611 6GT2 300-0BB00 752 byte EEPROM  -40°C to 85°C 86 x 54 x 2.5 IP67	E623 6GT2 300-0CD00 752 byte EEPROM  -40°C to 100°C Ø10 x 4.5 IP67/ IPx9K	E624 6GT2 300-0CE00 752 byte EEPROM  -40°C to 150°C Ø 27 x 4 IP67/ IPx9K
RF350R ANT 12 RS422 6GT2801-4BA10 6GT2801-4BA10-0AX2 (Ex) 6GT2 398-1DC10 (ANT 12) *) 	 Ø12 x 40			0-3/ 5 (0-0.12/ 0.20)	
RF350R ANT 18 RS422 6GT2801-4BA10 6GT2801-4BA10-0AX2 (Ex) 6GT2 398-1DA10 (ANT 18) *) 	 Ø18 x 40			0-6/ 8 (0-0.24/ 0.31)	2-10/ 15 (0.08-0.40/ 0.59)
RF350R ANT 30 RS422 6GT2801-4BA10 6GT2801-4BA10-0AX2 (Ex) 6GT2 398-1DD10 (ANT 30) 	 Ø30 x 40				1-20/ 24 (0.04-0.79/ 0.94)
RF380R RS422, RS232 6GT2801-3BA10 6GT2801-3BA10-0AX2 (Ex) 	Integrated 160 x 96 x 41	10-80/ 95 (0.39-3.15/ 3.74)	10-115/ 135 (0.39-4.53/ 5.31)		5-50/ 60 (0.20-1.97/ 2.36)
Accessories		Holder (6GT2 390-0AA00) 20 mm spacer (6GT2 190-0AA00) Fixing pocket (6GT2 190-0AB00)	Holder (6GT2 390-0AA00) 20 mm spacer (6GT2 190-0AA00) Fixing pocket (6GT2 190-0AB00)		Spacer (6GT2 690-0AK00)

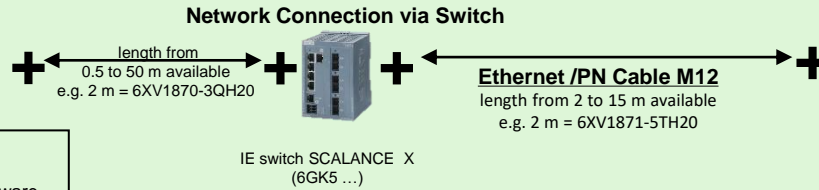
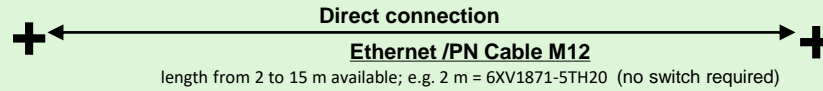
Operating Distance Range (mm) / Maximum Distance for Stationary Tag (mm)

Operating Distance Range (inch) / Maximum Distance for Stationary Tag (inch)

PROFINET & OPC UA & TCP/IP



Controller Library and Demo-Software on DVD



General host application as

- a, XML client
- b, Off-the-shelf third-party RFID Middleware
- c, OPC UA for AutoID Client

Controller Application written in any controller language using Ident library with Ident profile

Reader with external power supply



RF360R
6GT2801-5BA30

Power supply

EU connector

6GT2 898-0AC00

UK connector

6GT2 898-0AC10

US connector

6GT2 898-0AC20

cable 24 V for power supply

5 m = 6GT2 091-0PH50

cable M12 L-coded

180° = 6XV1801-6Dxxx*

90° = 6XV1801-6Gxxx*

Cover caps

3RX9 802-0AA00

* More details on page 78

Tags



RF320T

(6GT2 800-1CA00)



RF330T

(6GT2 800-5BA00)



RF340T

(8 kb: 6GT2 800-4BB00)
(32 kb: 6GT2 800-5BB00)



RF350T

(6GT2 800-5BD00)



RF360T

(8 kb: 6GT2 800-4AC00)
(32 kb: 6GT2 800-5AC00)



RF370T

(32 kb: 6GT2 800-5BE00)
(64 kb: 6GT2 800-6BE00)



RF380T

(6GT2 800-5DA00)

ISO TAGS

D100 6GT2 600-0AD10

D200 6GT2 600-1AD00-0AX0

D400 6GT2 600-4AD00

D124 6GT2 600-0AC10

D324 6GT2 600-3AC00

D424 6GT2 600-4AC00

D524 6GT2 600-5AC00

D126 6GT2 600-0AE00

D426 6GT2 600-4AH00

D526 6GT2 600-5AH00

D139 6GT2 600-0AA10

D339 6GT2 600-3AA10

PROFINET & OPC UA & Ethernet/IP & TCP/IP

Communication Modules

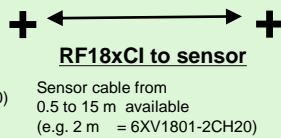


A maximum of
1 reader at RF185C,
2 readers at RF186C/CI,
4 readers at RF188C/CI
of RF3x0R may be connected

2 m = 6GT2 891-4FH20 5 m = 6GT2 891-4FH50
 10 m = 6GT2 891-4FN10 20 m = 6GT2 891-4FN20
 50 m = 6GT2 891-4FN50*

Reader connector 90° angled:
 2 m = 6GT2 891-4JH20 5 m = 6GT2 891-4JH50
 10 m = 6GT2 891-4JN10

Additional IOs



Types of IO-Link IO module

IO-extension module
 6ES7 14..... (up to 8xDI + 8xDO)

See page 76 for detailed information



Or one
Standard sensor

Or one
Actor

Reader

powered through connection cable



RF310R RS422
 6GT2 801-1BA10
 6GT2801-1BA10-0AX1 (90° plate)
 6GT2801-1BA10-0AX2 (Ex)



RF340R
 6GT2 801-2BA10
 6GT2801-2BA10-0AX2 (Ex)



RF350R
 6GT2 801-4BA10,
 /-4BA10-0AX2
 (Ex)



RF380R
 6GT2 801-3BA10
 6GT2801-3BA10-0AX2 (Ex)

- ANT 1**
(6GT2 398-1CB00)
- ANT 3**
(6GT2 398-1CD40-0AX0)
- ANT 3S**
(6GT2 398-1CD60-0AX0)
- ANT 12**
(6GT2398-1DC10)
- ANT 18**
(6GT2398-1DA10)
- ANT 30**
(6GT2398-1DD10)

Tags

RF320T
(6GT2 800-1CA00)

RF330T
(6GT2 800-5BA00)

RF340T
(8 kb: 6GT2 800-4BB00)
(32 kb: 6GT2 800-5BB00)

RF350T
(6GT2 800-5BD00)

RF360T
(8 kb: 6GT2 800-4AC00)
(32 kb: 6GT2 800-5AC00)

RF370T
(32 kb: 6GT2 800-5BE00)
(64 kb: 6GT2 800-6BE00)

RF380T
(6GT2 800-5DA00)

ISO TAGS

- D100** 6GT2 600-0AD10
- D200** 6GT2 600-1AD00-0AX0
- D400** 6GT2 600-4AD00
- D117** 6GT2 600-0AG00
- D421** 6GT2 600-4AE00
- D422** 6GT2 600-4AF00
- D423** 6GT2 600-4AA00
- D124** 6GT2 600-0AC10
- D324** 6GT2 600-3AC00
- D424** 6GT2 600-4AC00
- D425** 6GT2 600-4AG00
- D126** 6GT2 600-0AE00
- D426** 6GT2 600-4AH00
- D127** 6GT2 600-0AF00
- D428** 6GT2 600-4AK00-0AX0
- D139** 6GT2 600-0AA10
- D339** 6GT2 600-3AA10
- D160** 6GT2 600-0AB10
- D460** 6GT2 600-4AB00
- D560** 6GT2600-5AB00
- D261** 6GT2 600-1AA01-0AX0
- D165** 6GT2 600-1AB00-0AX0

SIMATIC PLC S7-1200



RF120C
6GT2 002-0LA00

Up to 3 x RF120C modules
per S7-1200 rack

A maximum of 1 readers may be connected

RF120C to RF3x0R

2 m = 6GT2 091-4LH20 5 m = 6GT2 091-4LH50
10 m = 6GT2 091-4LN10

And extension cables:

2 m = 6GT2 891-4FH20 5 m = 6GT2 891-4FH50
10 m = 6GT2 891-4FN10 20 m = 6GT2 891-4FN20
50 m = 6GT2 891-4FN50

2 m = 6GT2 891-4JH20 Reader connector 90° angled
5 m = 6GT2 891-4JH50 Reader connector 90° angled
10 m = 6GT2 891-4JN10 Reader connector 90° angled

SIMATIC PLC S7-300 Rack or S7-400 via ET 200M (DP-V1/PN-IO)



ASM 475 + Front Connector
(6GT2 002-0GA10) + (6ES7 392-1AJ00-0AA0)

Accessories:
Connecting element (6ES7 390-5AA00-0AA0)
Terminal element (6ES7 390-5BA00-0AA0)

A maximum of 2 Readers may be connected

ASM 475 to RF3x0R

2 m = 6GT2 891-4EH20 5 m = 6GT2 891-4EH50

And Extension Cables:

2 m = 6GT2 891-4FH20 5 m = 6GT2 891-4FH50
10 m = 6GT2 891-4FN10 20 m = 6GT2 891-4FN20
50 m = 6GT2 891-4FN50

2 m = 6GT2 891-4JH20 Reader connector 90° angled
5 m = 6GT2 891-4JH50 Reader connector 90° angled
10 m = 6GT2 891-4JN10 Reader connector 90° angled

ET 200pro via PROFIBUS or PROFINET or S7 PLC

ET 200pro PROFIBUS DP-V1
Interface Modul

ET 200pro PROFINET
Interface Modul

ET 200pro PROFINET
CPU module

Up to 9 x 170C
modules per
ET 200pro rack



RF170C
Communication Module
(6GT2002-0HD01)
Connection Block
(6GT2002-1HD01)

A maximum of 2 readers may be connected

RF170C to RF3x0R

2 m = 6GT2 891-4FH20 5 m = 6GT2 891-4FH50
10 m = 6GT2 891-4FN10 20 m = 6GT2 891-4FN20
50 m = 6GT2 891-4FN50

Reader connector 90° angled

2 m = 6GT2 891-4JH20 5 m = 6GT2 891-4JH50
10 m = 6GT2 891-4JN10

PROFIBUS



RF166C (DP-V1)
Communication Module
(6GT2 002-0EE20)

A maximum of 2 readers may be connected

RF166C to RF2x0R

2 m = 6GT2 891-4FH20 5 m = 6GT2 891-4FH50
10 m = 6GT2 891-4FN10 20 m = 6GT2 891-4FN20
50 m = 6GT2 891-4FN50*

Reader connector 90° angled

2 m = 6GT2 891-4JH20 5 m = 6GT2 891-4JH50
10 m = 6GT2 891-4JN10

Reader

powered through connection cable



RF310R RS422

6GT2 801-1BA10
6GT2801-1BA10-0AX1 (90° plate)
6GT2801-1BA10-0AX2 (Ex)



RF340R

6GT2 801-2BA10
6GT2801-2BA10-0AX2 (Ex)



RF350R

6GT2 801-4BA10,
/-4BA10-0AX2
(Ex)



RF380R

6GT2 801-3BA10
6GT2801-3BA10-0AX2 (Ex)

Tags



RF320T

(6GT2 800-1CA00)



RF330T

(6GT2 800-5BA00)



RF340T

(8 kb: 6GT2 800-4BB00)
(32 kb: 6GT2 800-5BB00)



RF350T

(6GT2 800-5BD00)



RF360T

(8 kb: 6GT2 800-4AC00)
(32 kb: 6GT2 800-5AC00)



RF370T

(32 kb: 6GT2 800-5BE00)
(64 kb: 6GT2 800-6BE00)



RF380T

(6GT2 800-5DA00)

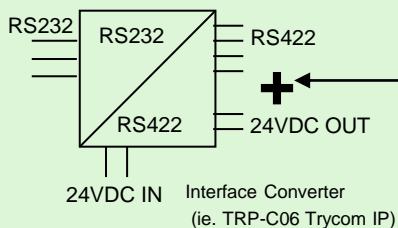
ISO TAGS

- D100** 6GT2 600-0AD10
- D200** 6GT2 600-1AD00-0AX0
- D400** 6GT2 600-4AD00
- D117** 6GT2 600-0AG00
- D421** 6GT2 600-4AE00
- D422** 6GT2 600-4AF00
- D423** 6GT2 600-4AA00
- D124** 6GT2 600-0AC10
- D324** 6GT2 600-3AC00
- D424** 6GT2 600-4AC00
- D425** 6GT2 600-4AG00
- D126** 6GT2 600-0AE00
- D426** 6GT2 600-4AH00
- D127** 6GT2 600-0AF00
- D428** 6GT2 600-4AK00-0AX0
- D139** 6GT2 600-0AA10
- D339** 6GT2 600-3AA10
- D160** 6GT2 600-0AB10
- D460** 6GT2 600-4AB00
- D560** 6GT2600-5AB00
- D261** 6GT2 600-1AA01-0AX0
- D165** 6GT2 600-1AB00-0AX0

RS232/RS422



No Driver needed
Scanmode; Read only



1 Reader per COM port may be connected

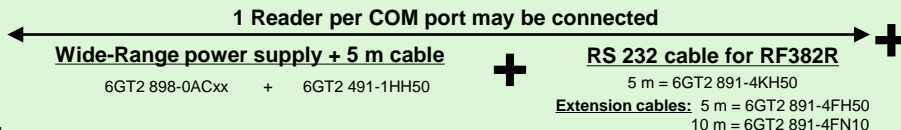
Open Wire to RF310R Scanmode

2 m = 6GT2 891-4EH20
5 m = 6GT2 891-4EH50

RS232



No Driver needed
Scanmode; Read only



Reader

with external power supply

RF310R Scanmode
(6GT2 801-1BA20-0AX1)
















Reader

with external power supply at Y-cable

RF382R
(6GT2 801-3AB20-0AX0)















- ### Tags
- RF320T**
(6GT2 800-1CA00)
 - RF330T**
(6GT2 800-5BA00)
 - RF340T**
(8 kb: 6GT2 800-4BB00)
(32 kb: 6GT2 800-5BB00)
 - RF350T**
(6GT2 800-5BD00)
 - RF360T**
(8 kb: 6GT2 800-4AC00)
(32 kb: 6GT2 800-5AC00)
 - RF370T**
(32 kb: 6GT2 800-5BE00)
(64 kb: 6GT2 800-6BE00)
 - RF380T**
(6GT2 800-5DA00)

- ### ISO TAGs
- D100** 6GT2 600-0AD10
 - D200** 6GT2 600-1AD00-0AX0
 - D400** 6GT2 600-4AD00
 - D117** 6GT2 600-0AG00
 - D421** 6GT2 600-4AE00
 - D422** 6GT2 600-4AF00
 - D423** 6GT2 600-4AA00
 - D124** 6GT2 600-0AC10
 - D324** 6GT2 600-3AC00
 - D424** 6GT2 600-4AC00
 - D425** 6GT2 600-4AG00
 - D126** 6GT2 600-0AE00
 - D426** 6GT2 600-4AH00
 - D127** 6GT2 600-0AF00
 - D428** 6GT2 600-4AK00-0AX0
 - D139** 6GT2 600-0AA10
 - D339** 6GT2 600-3AA10
 - D160** 6GT2 600-0AB10
 - D460** 6GT2 600-4AB00
 - D560** 6GT2600-5AB00
 - D261** 6GT2 600-1AA01-0AX0
 - D165** 6GT2 600-1AB00-0AX0

RF600 Family Matrix Labels 865-868 MHz (ETSI) 902-928 MHz (FCC) Passive Tags (with Gen2 protocol) Operational Temperature Range Dimensions (L x W x D) mm Ingress Protection (IP) Rating	Antennas	RF630L 6GT2 810-2AB02-0AX0 128 bits EPC, 64 byte  -40°C to 80°C 97 x 27 IP65	RF630L 6GT2 810-2AE82-0AX0 .../-0AX1 /-0AX2 /-1AX0 /-2AX0 /-2AX1 128 bits EPC  -25°C to 160°C various sizes* IP67	RF630L 6GT2 810-2AE83-1AX0 128 bits EPC  -25°C to 130°C 45 x 20 IP67 washable	RF630L 6GT2 810-2AB03 96/240 bits EPC, 64 byte  -40°C to 80°C 54 x 34 IP65	RF630L 6GT2 810-2AB04 256 bits EPC, 64 byte  -20°C to 160°C 74 x 27 IP60	RF630L 6GT2 810-2AC84 448 bits EPC, 256 byte  -40°C to 85°C 73 x 12.5 IP67
RF615R*** (IP67) (internal antenna used) 6GT2811-6CC10-0AA0 (ETSI) 6GT2811-6CC10-1AA0 (FCC) 6GT2811-6CC10-2AA0 (CMIIT)  RF610R*** (IP67) (internal antenna used) 6GT2811-6BC10-0AA0 (ETSI) 6GT2811-6BC10-1AA0 (FCC) 6GT2811-6BC10-2AA0 (CMIIT) 	Integrated 133 x 133 x 45	1.2 (47)	0.8 (31)	0.6 (24)	0.4 (16)	0.3 (12)	1 (39)
RF615R*** (IP67) (external antenna used) 6GT2811-6CC10-0AA0 (ETSI) 6GT2811-6CC10-1AA0 (FCC) 6GT2811-6CC10-2AA0 (CMIIT)  Antennas: 6GT2 812-0EA00 RF615A, linear, (ETSI) 6GT2 812-0EA01 RF615A, linear, (FCC, CMIIT) 6GT2 812-2EA00 RF622A, linear, (ETSI) 6GT2 812-2EA01 RF622A, linear, (FCC, CMIIT) 6GT2 812-1GA08 RF642A, linear, (all readers) 6GT2 812-0GB08 RF650A, circular, (all readers) 6GT2 812-0AA00 RF660A, circular, (ETSI) 6GT2 812-0AA01 RF660A, circular, (FCC, CMIIT) 6GT2 812-2GB08 RF680A, switchable, (all readers)	RF615A***  52 x 52 x 16	0.5 (20)	0.4 (16)	0.4 (16)	0.15 (6)	0.2 (8)	0.25 (10)
	RF622A***  75 x 75 x 20	0.6 (24)	0.4 (16)	0.4 (16)	0.2 (8)	0.2 (8)	0.25 (10)
	RF642A**  185 x 185 x 45	4.0 (157)	3.0 (118)	3.0 (118)	1.6 (63)	1.8 (71)	3.0 (118)
	RF650A**  198 x 198 x 60	2.0 (79)	1.4 (55)	1.0 (39)	0.9 (35)	0.8 (31)	1.6 (63)
	RF660A**  313 x 313 x 80	4.0 (157)	3.0 (118)	2.5 (98)	1.4 (55)	1.6 (63)	3.0 (118)
	RF680A**  198 x 198 x 60	2.0 (79)	1.6 (63)	1.0 (39)	1.0 (39)	1.0 (39)	1.6 (63)
Accessories	** 3-way mounting kit (6GT2 890-2AB10) *** mounting plate (6GT2890-2AC00)						

Maximum operating distance (m) and maximum operating distance (inch)
 pay attention to the system manual for range overshoot

* For detailed size information see technical data

















RF600 Family Matrix Labels 865-868 MHz (ETSI) 902-928 MHz (FCC) Passive Tags (with Gen2 protocol) Operational Temperature Range Dimensions (L x W x D) mm Ingress Protection (IP) Rating	Antennas	RF630L 6GT2810-2AE83-0AX1 448 bit EPC, 256 Byte  -25°C to 130°C 105 x 25 IP67	RF630L 6GT2810-2AE81-0AX3 448 bit EPC, 256 Byte  -40°C to 120°C 75 x 20 IP67	RF635L 6GT2810-3AC80-1AX0 256 bit EPC, 60 byte  -25°C to 80°C 207,4 x 74 IP20	RF642L 6GT2810-3AC00 (ETSI) 6GT2810-3AC10 (FCC) 448 bit EPC, 256 byte  -25°C to 85°C 50 x 22.5 x 1.6 IP68	RF682L 6GT2810-2AG84-0AX0 448 bits EPC, 256 Byte  -40°C to 230°C 156 x 40 IP67
RF615R*** (IP67) (internal antenna used) 6GT2811-6CC10-0AA0 (ETSI) 6GT2811-6CC10-1AA0 (FCC) 6GT2811-6CC10-2AA0 (CMIIT)  RF610R*** (IP67) (internal antenna used) 6GT2811-6BC10-0AA0 (ETSI) 6GT2811-6BC10-1AA0 (FCC) 6GT2811-6BC10-2AA0 (CMIIT) 	Integrated 133 x 133 x 45	0.8 (31)	1 (39)	1.8 (71)	1.0 (39)	1.2 (47)
RF615R*** (IP67) (external antenna used) 6GT2811-6CC10-0AA0 (ETSI) 6GT2811-6CC10-1AA0 (FCC) 6GT2811-6CC10-2AA0 (CMIIT)  Antennas: 6GT2 812-0EA00 RF615A, linear, (ETSI) 6GT2 812-0EA01 RF615A, linear, (FCC, CMIIT) 6GT2 812-2EA00 RF622A, linear, (ETSI) 6GT2 812-2EA01 RF622A, linear, (FCC, CMIIT) 6GT2 812-1GA08 RF642A, linear, (all readers) 6GT2 812-0GB08 RF650A, circular, (all readers) 6GT2 812-0AA00 RF660A, circular, (ETSI) 6GT2 812-0AA01 RF660A, circular, (FCC, CMIIT) 6GT2 812-2GB08 RF680A, switchable, (all readers)	RF615A***  52 x 52 x 16	0.4 (16)	0.25 (9.8)	0.4 (16)	0.25 (9.8)	0.7 (28)
	RF622A***  75 x 75 x 20	0.5 (20)	0.25 (9.8)	0.5 (20)	0.4 (16)	0.9 (35)
	RF642A**  185 x 185 x 45	3.5 (138)	3.0 (118)	3.5 (138)	2.0 (79)	4.5 (177)
	RF650A**  198 x 198 x 60	1.4 (55)	1.6 (63)	3.0 (118)	0.8 (31)	2.5 (98)
	RF660A**  313 x 313 x 80	3.0 (118)	3.0 (118)	4.5 (177)	1.8 (71)	4.5 (177)
	RF680A**  198 x 198 x 60	1.6 (63)	1.6 (63)	3.0 (118)	1.0 (39)	2.5 (98)
Accessories	** 3-way mounting kit (6GT2 890-2AB10) *** mounting plate (6GT2890-2AC00)					

Maximum operating distance (m) and maximum operating distance (inch)
 pay attention to the system manual for range overshoot

















RF600 Family Matrix Industrial Tags

865-868 MHz (ETSI)
902-928 MHz (FCC)
Passive Tags (with Gen2 protocol)

Operational Temperature Range
Dimensions (L x W x D) mm
Ingress Protection (IP) Rating





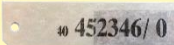










	Antennas	RF610T	RF620T	RF625T	RF630T	RF640T	RF645T	RF680T	RF682T	
		6GT2 810-2BB80 96/240 bit EPC, 64 byte 	6GT2 810-2HC81 96/128 bit EPC, 64 byte 	6GT2 810-2EE00 (ETSI) 6GT2 810-2EE01 (FCC) 96/128 bit EPC, 64 byte 	6GT2 810-2EC00 (ETSI) 6GT2 810-2EC10 (FCC) 96/240 bit EPC, 64 byte 	6GT2 810-2DC00 (ETSI) 6GT2 810-2DC10 (FCC) 96/240 bit EPC, 64 byte 	6GT2 810-2HC05 448 bit EPC, 256 byte 	6GT2 810-2HG80 96/240 bit EPC, 64 byte 	6GT2810-3HG80 256 bit EPC, 384 byte 	
		-40°C to 85°C 86 x 54 x 0.4 IP67	-40°C to 85°C 127 x 38 x 6 IP67	-40°C to 125°C Ø 30 x 8 IP68/ IPx9K	-40°C to 125°C Ø 21x 20 IP68/ IPx9K	-40°C to 125°C Ø 50 x 8 IP68/ IPx9K	-40°C to 85°C 52 x 36 x 12,5 IP68	-40°C to 220°C 130 x 32 x 15 IP68/ IPx9K	-40°C to 220°C 130 x 32 x 15 IP68/ IPx9K	
RF615R*** (IP67) (internal antenna used) 6GT2811-6CC10-0AA0 (ETSI) 6GT2811-6CC10-1AA0 (FCC) 6GT2811-6CC10-2AA0 (CMIIT)	 Integrated 133 x 133 x 45	1 (39)	2.5 (98)	0.1 (4)	0.15 (6)	0.2 (7.9)	1.0 (39)	1.2 (47)	0.8 (31)	
RF610R*** (IP67) (internal antenna used) 6GT2811-6BC10-0AA0 (ETSI) 6GT2811-6BC10-1AA0 (FCC) 6GT2811-6BC10-2AA0 (CMIIT)										
RF615R*** (IP67) (external antenna used) 6GT2811-6CC10-0AA0 (ETSI) 6GT2811-6CC10-1AA0 (FCC) 6GT2811-6CC10-2AA0 (CMIIT)		RF615A*** 52 x 52 x 16 	0.3 (12)	1.0 (39)	0.1 (4)	0.1 (4)	0.2 (8)	0.7 (28)	0.6 (24)	0.4 (16)
		RF622A*** 75 x 75 x 20 	0.4 (16)	1.2 (47)	0.1 (4)	0.15 (6)	0.2 (8)	0.9 (35)	0.7 (28)	0.4 (16)
		RF642A** 185 x 185 x 45 	3.0 (118)	4.0 (157)	1 (39)	0.5 (20)	1.4 (55)	3.0 (118)	4.0 (157)	2.5 (98)
		RF650A** 198 x 198 x 60 	1.2 (47)	3.5 (138)	0.25 (8)	0.4 (16)	0.7 (28)	1.6 (63)	1.8 (71)	1.2 (47)
		RF660A** 313 x 313 x 80 	3.0 (118)	4.0 (157)	0.8 (31)	1.0 (39)	1.2 (47)	3.5 (138)	4.0 (157)	2.0 (79)
RF680A** 198 x 198 x 60 	1.4 (55)	4.0 (157)	0.2 (8)	0.5 (20)	1.2 (47)	1.8 (71)	2.0 (79)	1.2 (47)		
Antennas: 6GT2 812-0EA00 RF615A, linear, (ETSI) 6GT2 812-0EA01 RF615A, linear, (FCC, CMIIT) 6GT2 812-2EA00 RF622A, linear, (ETSI) 6GT2 812-2EA01 RF622A, linear, (FCC, CMIIT) 6GT2 812-1GA08 RF642A, linear, (all readers) 6GT2 812-0GB08 RF650A, circular, (all readers) 6GT2 812-0AA00 RF660A, circular, (ETSI) 6GT2 812-0AA01 RF660A, circular, (FCC, CMIIT) 6GT2 812-2GB08 RF680A, switchable, (all readers)										
Accessories	** 3-way mounting kit (6GT2 890-2AB10) *** mounting plate (6GT2890-2AC00)	20 mm Spacer (6GT2 190-0AA00) Fixing pocket (6GT2 190-0AB00)	Spacer (6GT2 898-2AA00)				Mounting cover 6GT2898-5AA00 Retaining bracket 6GT2898-5AB00	Retaining bracket 6GT2890-2AA00	Retaining bracket 6GT2890-2AA00	

Maximum operating distance (m) and maximum operating distance (inch)
pay attention to the system manual for range overshoot

RF600 Family Matrix Labels 865-868 MHz (ETSI) 902-928 MHz (FCC) Passive Tags (with Gen2 protocol) Operational Temperature Range Dimensions (L x W x D) mm Ingress Protection (IP) Rating	Antennas	RF630L 6GT2 810-2AB02-0AX0 128 bits EPC, 64 byte  -40°C to 80°C 97 x 27 IP65	RF630L 6GT2 810-2AE82-0AX0 .../-0AX1 /-0AX2 /-1AX0 /-2AX0 /-2AX1 128 bits EPC  -25°C to 160°C various sizes* IP67	RF630L 6GT2 810-2AE83-1AX0 128 bits EPC  -25°C to 130°C 45 x 20 IP67 washable	RF630L 6GT2 810-2AB03 96/240 bits EPC, 64 byte  -40°C to 80°C 54 x 34 IP65	RF630L 6GT2 810-2AB04 256 bits EPC, 64 byte  -20°C to 160°C 74 x 27 IP60	RF630L 6GT2 810-2AC84 448 bits EPC, 256 byte  -40°C to 85°C 73 x 12.5 IP67
RF685R** (IP65) (internal antenna used)  6GT2811-6CA10-0AA0 (ETSI) 6GT2811-6CA10-1AA0 (FCC) 6GT2811-6CA10-2AA0 (CMIIT) 6GT2811-6CA10-4AA0 (ARIB)	Integrated 260 x 193 x 52	6.0 (236)	5.0 (197)	4.0 (157)	3.0 (118)	3.5 (138)	5.0 (197)
RF685R** (IP65) (external antenna used)  6GT2811-6CA10-0AA0 (ETSI) 6GT2811-6CA10-1AA0 (FCC) 6GT2811-6CA10-2AA0 (CMIIT) 6GT2811-6CA10-4AA0 (ARIB)	RF615A***  52 x 52 x 16	1.8 / *1.2 (71 / *47)	1.2 / *0.8 (47 / *31)	0.4 (16)	0.7 / *0.5 (28 / *20)	0.8 / *0.6 (31 / *24)	1.4 / *1.0 (55 / *39)
RF680R** (IP65)  6GT2811-6AA10-0AA0 (ETSI) 6GT2811-6AA10-1AA0 (FCC) 6GT2811-6AA10-2AA0 (CMIIT) 6GT2811-6AA10-4AA0 (ARIB)	RF622A***  75 x 75 x 20	1.8 / *1.2 (71 / *47)	1.2 / *0.8 (47 / *31)	0.4 (16)	0.8 / *0.5 (31 / *20)	0.9 / *0.7 (35 / *28)	1.4 / *1.0 (55 / *39)
RF650R** (IP30)  6GT2811-6AB20-0AA0 (ETSI) 6GT2811-6AB20-1AA0 (FCC) 6GT2811-6AB20-2AA0 (CMIIT) 6GT2811-6AB20-4AA0 (ARIB)	RF642A**  185 x 185 x 45	5.0 (197)	5.0 / *4.5 (197 / *177)	5.0 / *4.5 (197 / *177)	3.0 (118)	3.5 (138)	5.0 (197)
Antennas: 6GT2 812-0EA00 RF615A, linear, (ETSI) 6GT2 812-0EA01 RF615A, linear, (FCC, CMIIT, ARIB) 6GT2 812-2EA00 RF622A, linear, (ETSI) 6GT2 812-2EA01 RF622A, linear, (FCC, CMIIT, ARIB) 6GT2 812-1GA08 RF642A, linear, (all readers) 6GT2 812-0GB08 RF650A, circular, (all readers) 6GT2 812-0AA00 RF660A, circular, (ETSI) 6GT2 812-0AA01 RF660A, circular, (FCC, CMIIT, ARIB) 6GT2 812-2GB08 RF680A, switchable (all readers)	RF650A**  198 x 198 x 60	4.0 / *3.0 (157 / *118)	3.0 / *2.0 (118 / *79)	2.0 / *1.2 (79 / *47)	1.8 / *1.4 (71 / *55)	2.5 / *1.8 (98 / *71)	3.5 / *2.5 (138 / *98)
	RF660A**  313 x 313 x 80	5.0 (197)	4.0 (157)	4.0 / *3.5 (157 / *138)	2.5 (98)	3.0 (118)	4.0 (157)
	RF680A**  198 x 198 x 60	4.5 / *3.0 (177 / *118)	3.5 / *2.0 (138 / *79)	2.0 / *1.2 (79 / *47)	1.8 / *1.4 (71 / *55)	2.5 / *1.8 (98 / *71)	3.5 / *2.5 (138 / *98)
Accessories	** 3-way mounting kit (6GT2 890-2AB10) *** mounting plate (6GT2890-2AC00)						













Maximum operating distance (m) and maximum operating distance (inch)
 pay attention to the system manual for range overshoot

* Use this value in combination with RF650R

RF600 Family Matrix Labels 865-868 MHz (ETSI) 902-928 MHz (FCC) Passive Tags (with Gen2 protocol) Operational Temperature Range Dimensions (L x W x D) mm Ingress Protection (IP) Rating	Antennas	RF630L 6GT2810-2AE83-0AX1 448 bit EPC, 256 Byte  -25°C to 130°C 105 x 25 IP67	RF630L 6GT2810-2AE81-0AX3 448 bit EPC, 256 Byte  -40°C to 120°C 75 x 20 IP67	RF635L 6GT2810-3AC80-1AX0 256 bit EPC, 60 byte  -25°C to 80°C 207,4 x 74 IP20	RF642L 6GT2810-3AC00 (ETSI) 6GT2810-3AC10 (FCC) 448 bit EPC, 256 byte  -25°C to 85°C 50 x 22.5 x 1.6 IP68	RF682L 6GT2810-2AG84-0AX0 448 bits EPC, 256 Byte  -40°C to 230°C 156 x 40 IP67
RF685R** (IP65) (internal antenna used)  6GT2811-6CA10-0AA0 (ETSI) 6GT2811-6CA10-1AA0 (FCC) 6GT2811-6CA10-2AA0 (CMIIT) 6GT2811-6CA10-4AA0 (ARIB)	Integrated 260 x 193 x 52	5.0 (197)	5.0 (197)	6.0 (236)	2.0 (79)	6.0 (236)
RF685R** (IP65) (external antenna used)  6GT2811-6CA10-0AA0 (ETSI) 6GT2811-6CA10-1AA0 (FCC) 6GT2811-6CA10-2AA0 (CMIIT) 6GT2811-6CA10-4AA0 (ARIB)	RF615A***  52 x 52 x 16	1.2 / *0.7 (47 / *28)	1.4 / *1.0 (55 / *39)	1.2 / *0.8 (47 / *31)	0.5 / *0.4 (20 / *16)	1.6 / *1.2 (63 / *47)
RF680R** (IP65)  6GT2811-6AA10-0AA0 (ETSI) 6GT2811-6AA10-1AA0 (FCC) 6GT2811-6AA10-2AA0 (CMIIT) 6GT2811-6AA10-4AA0 (ARIB)	RF622A***  75 x 75 x 20	1.2 / *0.8 (47 / *31)	1.4 / *1.0 (55 / *39)	1.4 / *0.9 (47 / *35)	0.5 / *0.4 (20 / *16)	1.8 / *1.2 (71 / *47)
RF650R** (IP30)  6GT2811-6AB20-0AA0 (ETSI) 6GT2811-6AB20-1AA0 (FCC) 6GT2811-6AB20-2AA0 (CMIIT) 6GT2811-6AB20-4AA0 (ARIB)	RF642A**  185 x 185 x 45	5.0 (197)	5.0 (197)	5.0 (197)	2.0 (79)	6.0 (236)
Antennas: 6GT2 812-0EA00 RF615A, linear, (ETSI) 6GT2 812-0EA01 RF615A, linear, (FCC, CMIIT, ARIB) 6GT2 812-2EA00 RF622A, linear, (ETSI) 6GT2 812-2EA01 RF622A, linear, (FCC, CMIIT, ARIB) 6GT2 812-1GA08 RF642A, linear, (all readers) 6GT2 812-0GB08 RF650A, circular, (all readers) 6GT2 812-0AA00 RF660A, circular, (ETSI) 6GT2 812-0AA01 RF660A, circular, (FCC, CMIIT, ARIB) 6GT2 812-2GB08 RF680A, switchable (all readers)	RF650A**  198 x 198 x 60	3.5 / *2.0 (138 / *79)	3.5 / *2.5 (138 / *98)	5.0 / *4.0 (197 / *157)	1.6 / *1.2 (63 / *47)	4.0 / *3.0 (157 / *118)
	RF660A**  313 x 313 x 80	4.0 (157)	4.0 (157)	5.0 (197)	1.6 (63)	5.0 (197)
Accessories	RF680A**  198 x 198 x 60	4.0 / *2.5 (157 / *98)	3.5 / *2.5 (138 / *98)	6.0 / *4.5 (236 / *177)	1.6 / *1.2 (63 / *47)	5.0 / *3.0 (197 / *118)
	** 3-way mounting kit (6GT2 890-2AB10) *** mounting plate (6GT2890-2AC00)					

Maximum operating distance (m) and maximum operating distance (inch)
 pay attention to the system manual for range overshoot

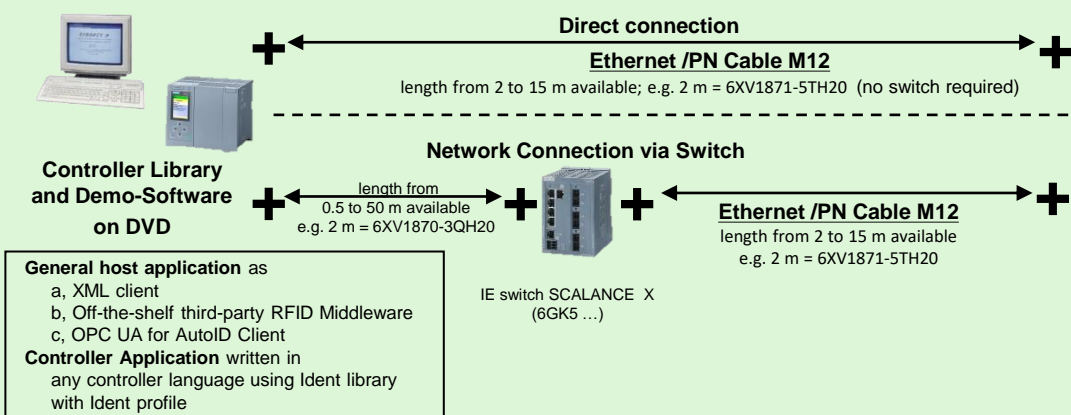
* Use this value in combination with RF650R

RF600 Family Matrix Industrial Tags		Antennas	RF610T	RF620T	RF625T	RF630T	RF640T	RF645T	RF680T	RF682T
865-868 MHz (ETSI) 902-928 MHz (FCC) Passive Tags (with Gen2 protocol) Operational Temperature Range Dimensions (L x W x D) mm Ingress Protection (IP) Rating			6GT2 810-2BB80 96/240 bit EPC, 64 byte  -40°C to 85°C 86 x 54 x 0.4 IP67	6GT2 810-2HC81 96/128 bit EPC, 64 byte  -40°C to 85°C 127 x 38 x 6 IP67	6GT2 810-2EE00 (ETSI) 6GT2 810-2EE01 (FCC) 96/128 bit EPC, 64 byte  -40°C to 125°C Ø 30 x 8 IP68/ IPx9K	6GT2 810-2EC00 (ETSI) 6GT2 810-2EC10 (FCC) 96/240 bit EPC, 64 byte  -40°C to 125°C Ø 21 x 20 IP68/ IPx9K	6GT2 810-2DC00 (ETSI) 6GT2 810-2DC10 (FCC) 96/240 bit EPC, 64 byte  -40°C to 125°C Ø 50 x 8 IP68/ IPx9K	6GT2 810-2HC05 448 bit EPC, 256 byte  -40°C to 85°C 52 x 36 x 12,5 IP68	6GT2 810-2HG80 96/240 bit EPC, 64 byte  -40°C to 220°C 130 x 32 x 15 IP68/ IPx9K	6GT2810-3HG80 224 bit EPC, 384 byte  -40°C to 220°C 130 x 32 x 15 IP68/ IPx9K
RF685R** (IP65) (internal antenna used) 6GT2811-6CA10-0AA0 (ETSI) 6GT2811-6CA10-1AA0 (FCC) 6GT2811-6CA10-2AA0 (CMIIT) 6GT2811-6CA10-4AA0 (ARIB) 		Integrated 260 x 193 x 52	5.0 (197)	7.0 (276)	2.0 (79)	2.0 (79)	3.5 (138)	6.0 (236)	5.0 (197)	4.0 (157)
RF685R** (IP65) (external antenna used) 6GT2811-6CA10-0AA0 (ETSI) 6GT2811-6CA10-1AA0 (FCC) 6GT2811-6CA10-2AA0 (CMIIT) 6GT2811-6CA10-4AA0 (ARIB) 		RF615A*** 52 x 52 x 16	1.2 / *0.9 (47 / *35)	2.5 / *1.8 (98 / *71)	0.5 / *0.3 (20 / *12)	0.5 / *0.3 (20 / *12)	0.8 / *0.6 (31 / *24)	1.8 / *1.2 (71 / *47)	1.4 / *1.0 (55 / *39)	1.0 / *0.7 (39 / *28)
		RF622A*** 75 x 75 x 20	1.4 / *0.9 (55 / *35)	2.5 / *1.8 (98 / *71)	0.5 / *0.4 (20 / *16)	0.5 / *0.4 (20 / *16)	1.0 / *0.7 (39 / *28)	2.0 / *1.4 (79 / *55)	1.6 / *1.2 (63 / *47)	1.2 / *0.8 (47 / *31)
RF680R** (IP65) 6GT2811-6AA10-0AA0 (ETSI) 6GT2811-6AA10-1AA0 (FCC) 6GT2811-6AA10-2AA0 (CMIIT) 6GT2811-6AA10-4AA0 (ARIB) 		RF642A** 185 x 185 x 45	4.5 (177)	7.0 (275)	1.8 (71)	2.0 (79)	4.0 / *2.5 (157 / *98)	6.0 (236)	5.0 (197)	4.5 (177)
RF650R** (IP30) 6GT2811-6AB20-0AA0 (ETSI) 6GT2811-6AB20-1AA0 (FCC) 6GT2811-6AB20-2AA0 (CMIIT) 6GT2811-6AB20-4AA0 (ARIB) 		RF650A** 198 x 198 x 60	3.0 / *2.0 (118 / *79)	5.0 / *4.0 (197 / *157)	1.4 / *1.0 (55 / *39)	1.2 / *0.9 (47 / *35)	2.5 / *2.0 (98 / *79)	5.0 / *3.5 (197 / *138)	4.0 / *3.0 (157 / *118)	2.5 / *2.0 (98 / *79)
Antennas: 6GT2 812-0EA00 RF615A, linear, (ETSI) 6GT2 812-0EA01 RF615A, linear, (FCC, CMIIT, ARIB) 6GT2 812-2EA00 RF622A, linear, (ETSI) 6GT2 812-2EA01 RF622A, linear, (FCC, CMIIT, ARIB) 6GT2 812-1GA08 RF642A, linear, (all readers) 6GT2 812-0GB08 RF650A, circular, (all readers) 6GT2 812-0AA00 RF660A, circular, (ETSI) 6GT2 812-0AA01 RF660A, circular, (FCC, CMIIT, ARIB) 6GT2 812-2GB08 RF680A, switchable (all readers)		RF660A** 313 x 313 x 80	3.5 (138)	6.0 (236)	1.4 (55)	1.8 (71)	3.0 / *2.0 (118 / *79)	5.0 (197)	4.5 (177)	4.0 (157)
		RF680A** 198 x 198 x 60	3.0 / *2.0 (118 / *79)	6.0 / *4.0 (236 / *157)	1.2 / *0.8 (47 / *31)	1.2 / *0.9 (47 / *35)	3.0 / *2.0 (118 / *79)	4.5 / *3.0 (177 / *118)	4.5 / *3.0 (177 / *118)	3.0 / *2.0 (118 / *79)
Accessories		** 3-way mounting kit (6GT2 890-2AB10) *** mounting plate (6GT2890-2AC00)	20 mm Spacer (6GT2 190-0AA00) Fixing pocket (6GT2 190-0AB00)	Spacer (6GT2 898-2AA00)				Mounting cover 6GT2898-5AA00 Retaining bracket 6GT2898-5AB00	Retaining bracket 6GT2890-2AA00	Retaining bracket 6GT2890-2AA00

Maximum operating distance (m) and maximum operating distance (inch)
 pay attention to the system manual for range overshoot

* Use this value in combination with RF650R

PROFINET & OPC UA & Ethernet/IP & TCP/IP



Reader

Connection with external power supply



RF610R
 (only internal antenna)
 6GT2811-6BC10-0AA0 (ETSI)
 6GT2811-6BC10-1AA0 (FCC)
 6GT2811-6BC10-2AA0 (CMIIT)



RF615R
 (internal antenna and optional 1 ext. antenna)
 6GT2811-6CC10-0AA0 (ETSI)
 6GT2811-6CC10-1AA0 (FCC)
 6GT2811-6CC10-2AA0 (CMIIT)

Power supply
EU connector
 6GT2 898-0AC00
UK connector
 6GT2 898-0AC10
US connector
 6GT2 898-0AC20
 cable 24 V for power supply
 5 m = 6GT2 891-0PH50
cable w/ open ends
 2 m = 6GT2 891-4EH20
 5 m = 6GT2 891-4EH50

External antennas:
RF615A
 6GT2 812-0EA00; ETSI
 6GT2 812-0EA01; FCC, etc.
RF622A
 6GT2812-2EA00, ETSI
 6GT2812-2EA01, FCC, etc.
RF642A
 6GT2 812-1GA08
RF650A
 6GT2 812-0GB08
RF660A
 6GT2 812-0AA00, ETSI
 6GT2 812-0AA01, FCC, etc.

RF680A
 6GT2 812-2GB08
Antenna Cable
 1m = 6GT2815-0BH10
 3m = 6GT2 815-0BH30
 5m, flex = 6GT2 815-2BH50
 10m,2dB = 6GT2 815-1BN10
 10m,4dB = 6GT2 815-0BN10
 15m,flex = 6GT2 815-2BN15
 20m = 6GT2 815-0BN20
 40m = 6GT2 815-0BN40
Power Splitter
 6GT2 890-0BC00
D/I/O interface
 Use a M12 A-coded connector
 3RK1902-4BA00-5AA0
Cover caps
 6GT2898-4AA10

Opt.: 3-way mounting kit
 6GT2890-2AB10
Opt.: Mounting plate
 6GT2890-2AC00

Labels

RF630L
 6GT2 810-2AB02-0AX0
 6GT2 810-2AE82-xxxx
 6GT2810-2AB04-0AX1
 6GT2810-2AB04
 6GT2810-2AC82
 6GT2810-2AC84
 6GT2810-2AE83-0AX1
 6GT2 810-2AE81-0AX3

RF635L
 6GT2810-3AC80-1AX0

RF642L
 6GT2 810-3AC00 (ETSI)
 6GT2 810-3AC10 (FCC)

RF682L
 6GT2810-2AG84-0AX0

RF690L
 6GT2 810-2AG00 (ETSI)
 6GT2 810-2AG10 (FCC)

Tags

RF610T
 6GT2 810-2BB80

RF620T
 6GT2 810-2HC81

RF625T
 6GT2 810-2EE00 (ETSI)
 6GT2 810-2EE01 (FCC)

RF630T
 6GT2 810-2EC00 (ETSI)
 6GT2 810-2EC10 (FCC)

RF640T Gen2
 6GT2 810-2DC00 (ETSI)
 6GT2 810-2DC10 (FCC)

RF645T
 6GT2 810-2HC05

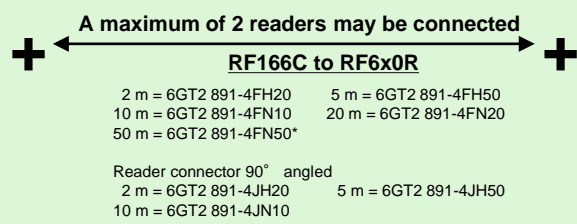
RF680T
 6GT2 810-2HG80

RF682T
 6GT2 810-3HG80

PROFIBUS



RF166C (DP-V1)
 Communication Module
 (6GT2 002-0EE20)

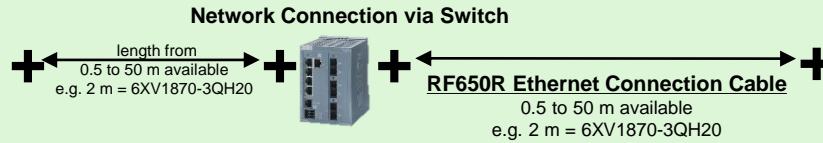
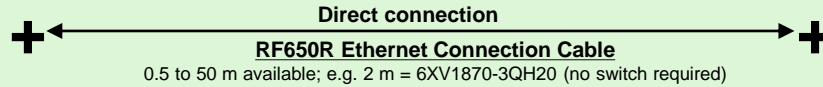


Powered through connection cable

Ethernet TCP/IP



Demo-Software
on DVD



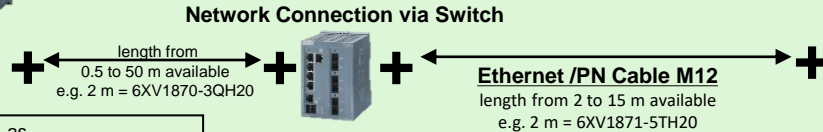
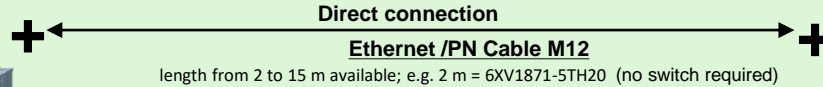
Host application as

- XML client
- Off-the-shelf third-party RFID Middleware
- OPC UA for AutoID Client

PROFINET & OPC UA & Ethernet/IP & TCP/IP



Controller Library
and Demo-Software
on DVD



General host application as

- XML client
- Off-the-shelf third-party RFID Middleware
- OPC UA for AutoID Client

Controller Application written in any controller language using Ident library with Ident profile

Reader

with external power supply



RF650R
(1 to 4 ext. antennas)

6GT2811-6AB20-0AA0 (ETSI)
6GT2811-6AB20-1AA0 (FCC)
6GT2811-6AB20-2AA0 (CMIIT)
6GT2811-6AB20-4AA0 (ARIB)



RF680R
(1 to 4 ext. antennas)

6GT2811-6AA10-0AA0 (ETSI)
6GT2811-6AA10-1AA0 (FCC)
6GT2811-6AA10-2AA0 (CMIIT)
6GT2811-6AA10-4AA0 (ARIB)



RF685R
(internal antenna and optional 1 ext. antenna)

6GT2811-6CA10-0AA0 (ETSI)
6GT2811-6CA10-1AA0 (FCC)
6GT2811-6CA10-2AA0 (CMIIT)
6GT2811-6CA10-4AA0 (ARIB)

Cover caps
(6GT2898-4AA10)

RF615A

6GT2 812-0EA00; ETSI
6GT2 812-0EA01; FCC, etc.

RF622A

6GT2812-2EA00, ETSI
6GT2812-2EA01, FCC, etc.

RF642A

6GT2 812-1GA08

RF650A

6GT2 812-0GB08

RF660A

6GT2 812-0AA00, ETSI
6GT2 812-0AA01, FCC, etc.

RF680A

6GT2 812-2GB08

Antenna Mounting kit

6GT2 890-2AB10

Antenna Cable

1m = 6GT2815-0BH10
3m = 6GT2 815-0BH30
5m, flex = 6GT2 815-2BH50
10m, 2dB = 6GT2 815-1BN10
10m, 4dB = 6GT2 815-0BN10
15m, flex = 6GT2 815-2BN15
20m = 6GT2 815-0BN20
40m = 6GT2 815-0BN40

Power Splitter

6GT2 890-0BC00
(do not use with RF680A)

Power supply

EU connector
6GT2 898-0AC00

UK connector
6GT2 898-0AC10

US connector
6GT2 898-0AC20

cable 24 V for power supply
5 m = 6GT2 891-0PH50

cable w/ open ends

2 m = 6GT2 891-4EH20
5 m = 6GT2 891-4EH50

optional

DI/DO cable 5m
6GT2891-0CH50

3-way mounting kit
6GT2890-2AB10

Mounting plate
6GT2890-2AC00

Rail mounting set
6GT2890-0AB00

Labels

RF630L

6GT2 810-2AB02-0AX0
6GT2 810-2AE82-xxxx
6GT2810-2AB04-0AX1
6GT2810-2AB04
6GT2810-2AC82
6GT2810-2AC84
6GT2810-2AE83-0AX1
6GT2 810-2AE81-0AX3

RF635L

6GT2810-3AC80-1AX0

RF642L

6GT2 810-3AC00 (ETSI)
6GT2 810-3AC10 (FCC)

RF682L

6GT2810-2AG84-0AX0

RF690L

6GT2 810-2AG00 (ETSI)
6GT2 810-2AG10 (FCC)

Tags



RF610T

6GT2 810-2BB80



RF620T

6GT2 810-2HC81



RF625T

6GT2 810-2EE00 (ETSI)
6GT2 810-2EE01 (FCC)



RF630T

6GT2 810-2EC00 (ETSI)
6GT2 810-2EC10 (FCC)



RF640T Gen2

6GT2 810-2DC00 (ETSI)
6GT2 810-2DC10 (FCC)



RF645T

6GT2 810-2HC05



RF680T

6GT2 810-2HG80



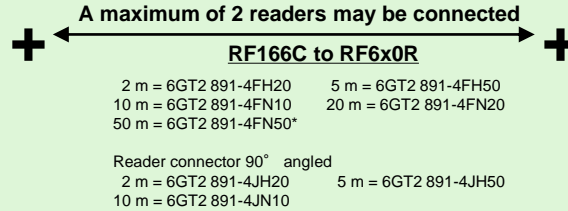
RF682T

6GT2 810-3HG80

PROFIBUS



RF166C (DP-V1)
Communication Module
(6GT2 002-0EE20)



Reader

powered through connection cable



RF680R
(1 to 4 ext. antennas)

6GT2811-6AA10-0AA0 (ETSI)
6GT2811-6AA10-1AA0 (FCC)
6GT2811-6AA10-2AA0 (CMIIT)
6GT2811-6AA10-4AA0 (ARIB)



RF685R
(internal antenna and optional 1 ext. antenna)

6GT2811-6CA10-0AA0 (ETSI)
6GT2811-6CA10-1AA0 (FCC)
6GT2811-6CA10-2AA0 (CMIIT)
6GT2811-6CA10-4AA0 (ARIB)

Cover caps
(6GT2898-4AA10)

RF615A

6GT2 812-0EA00; ETSI
6GT2 812-0EA01; FCC, etc.

RF622A

6GT2812-2EA00, ETSI
6GT2812-2EA01, FCC, etc.

RF642A

6GT2 812-1GA08

RF650A

6GT2 812-0GB08

RF660A

6GT2 812-0AA00, ETSI
6GT2 812-0AA01, FCC, etc.

RF680A

6GT2 812-2GB08

Antenna Cable

1m = 6GT2815-0BH10
3m = 6GT2 815-0BH30
5m, flex = 6GT2 815-2BH50
10m,2dB = 6GT2 815-1BN10
10m,4dB = 6GT2 815-0BN10
15m,flex = 6GT2 815-2BN15
20m = 6GT2 815-0BN20
40m = 6GT2 815-0BN40

Power Splitter

6GT2 890-0BC00
(do not use with RF680A)

optional

DI/DO cable 5m
6GT2891-0CH50

3-way mounting kit
6GT2890-2AB10

Mounting plate
6GT2890-2AC00

Rail mounting set
6GT2890-0AB00

Labels

RF630L

6GT2 810-2AB02-0AX0
6GT2 810-2AE82-xxxx
6GT2810-2AB04-0AX1
6GT2810-2AB04
6GT2810-2AC82
6GT2810-2AC84
6GT2810-2AE83-0AX1
6GT2 810-2AE81-0AX3

RF635L

6GT2810-3AC80-1AX0

RF642L

6GT2 810-3AC00 (ETSI)
6GT2 810-3AC10 (FCC)

RF682L

6GT2810-2AG84-0AX0

RF690L

6GT2 810-2AG00 (ETSI)
6GT2 810-2AG10 (FCC)

Tags



RF610T

6GT2 810-2BB80



RF620T

6GT2 810-2HC81



RF625T

6GT2 810-2EE00 (ETSI)
6GT2 810-2EE01 (FCC)



RF630T

6GT2 810-2EC00 (ETSI)
6GT2 810-2EC10 (FCC)



RF640T Gen2

6GT2 810-2DC00 (ETSI)
6GT2 810-2DC10 (FCC)



RF645T

6GT2 810-2HC05



RF680T

6GT2 810-2HG80



RF682T

6GT2 810-3HG80

RF1000 Family Matrix 13.56 MHz Passive Tags Operational temperature range Dimensions (L x W x D) mm Ingress Protection (IP) rating	D100 6GT2 600-0AD10 112 byte EEPROM  -25°C to 80°C 85,6 x 54 x 0.9 IP68	D200 6GT2 600-1AD00 -0AX0 256 byte EEPROM  -20°C to 60°C 85.6 x 54 x 0.8 IP67	D400 6GT2 600-4AD00 2 kbyte FRAM  -20°C to 60°C 85.6 x 54 x 0.8 IP67	D124 6GT2 600-0AC10 112 byte EEPROM  -40°C to 180°C Ø 27 x 4 IP68/ IPx9K	D324 6GT2 600-3AC00 992 byte EEPROM  -40°C to 140°C Ø 27 x 4 IP67	D424 6GT2 600-4AC00 2 kbyte FRAM  -40°C to 100°C Ø 27 x 4 IP67/ IPx9K	D524 6GT2 600-5AC00 8 kByte FRAM  -40°C to 100°C Ø 27 x 4 IP67 / IPx9K
RF1040R (USB, RS232) 6GT2831-6CA50 	30 (1.18)	30 (1.18)	30 (1.18)	10 (0.39)	10 (0.39)	10 (0.39)	10 (0.39)
RF1060R (USB) 6GT2831-6AA50 	30 (1.18)	30** (1.18)	30 (1.18)	10 (0.39)	10 (0.39)	10 (0.39)	10 (0.39)
RF1070R (USB, RS232) 6GT2831-6BA50 6GT2831-6BA50-0AX0 (OEM*) 	30 (1.18)	30 (1.18)		10 (0.39)	10 (0.39)		

* ATEX not valid for OEM type)

** only for read-only access

Maximum Distance for Stationary Tag (mm)

Maximum Distance for Stationary Tag (inch)

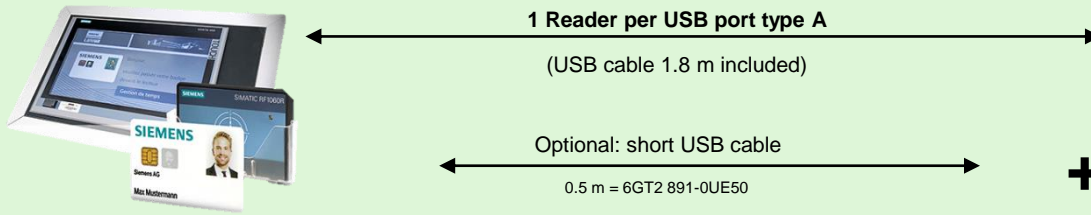
RF1000 Family Matrix 13.56 MHz and 125 kHz passive tags Operational temperature range Dimensions (L x W x D) mm Ingress Protection (IP) rating	D126 6GT2 600-0AE00 112 byte EEPROM  -40°C to 100°C Ø 50 x 3.6 IP68	D426 6GT2 600-4AH00 2 kbyte FRAM  -40°C to 100°C Ø 50 x 3.6 IP68	D526 6GT2 600-5AH00 8 kbyte FRAM  -40°C to 100°C Ø 50 x 3.6 IP68	E600 6GT2 300-0AA00 752 byte EEPROM  -25°C to 60°C 86 x 54 x 0.76 IP68	E611 6GT2 300-0BB00 752 byte EEPROM  -40°C to 85°C 86 x 54 x 2.5 IP67	ISO 14443  Company badges and transponders acc. ISO 14443 A/B	Legic  Company badges and Transponders acc. Legic Prime and Legic Advant	125 kHz (LF)  Company badges and Transponders acc. Hitag 1/2/S EM41xx, EKS and more
RF1040R (USB, RS232) 6GT2831-6CA50 	30 (1.18)	30 (1.18)	30 (1.18)	30 (1.18)	30 (1.18)	30 (1.18)		30 (1.18)
RF1060R (USB) 6GT2831-6AA50 	30 (1.18)	30 (1.18)	30 (1.18)	30 (1.18)	30 (1.18)	30 (1.18)		
RF1070R (USB, RS232) 6GT2831-6BA50 6GT2831-6BA50-0AX0 (OEM*) 	30 (1.18)			30 (1.18)	30 (1.18)	30 (1.18)	30 (1.18)	

* ATEX not valid for OEM type)

Maximum Distance for Stationary Tag (mm)

Maximum Distance for Stationary Tag (inch)

USB



DLL and simple Demo for PC:

<https://support.industry.siemens.com/cs/ww/en/view/109741590>

Local user administration for Comfort Panels and IPC:

<https://support.industry.siemens.com/cs/de/en/view/109754400>
(included in SIMATIC HMI Option+)

Central user management PM Logon

<https://www.siemens.com/pm-logon>
<https://support.industry.siemens.com/cs/ww/en/view/109779685>

SIMATIC Logon / Logon Remote Access

<https://support.industry.siemens.com/cs/ww/en/view/109749167>

Reader

Powered through USB cable

Optional:

Card holder
6GT2 890-0CA00

Config-Card
(for customer-specific reader configuration)
6GT2300-0CC00-0AX0

Extension unit IP65 for operator controls

12" 6AV7674-1LA31-0AA0
15" 6AV7674-1LA41-0AA0
19" 6AV7674-1LA51-0AA0
22" 6AV7674-1LA61-0AA0

Housing for desktop and wall mounting
6GT2890-0CB00 *****

Cleanroom cap
(no usage with card holder)

for wall mount
6GT2890-0CC00 *****
requires 6GT2890-0CB00

for control cabinet mount
6GT2890-0CD00 *****

RF1040R
(6GT2 831-6CA50)

RF1060R
(6GT2 831-6AA50)

RF1070R
(6GT2 831-6BA50)
(6GT2 831-6BA50-0AX0, OEM****)

Tags

- D100 (6GT2 600-0AD10)
- D200 (6GT2 600-1AD00-0AX0)
- D400 (6GT2 600-4AD00)*
- D124 (6GT2 600-0AC10)
- D324 (6GT2 600-3AC00)
- D424 (6GT2 600-4AC00)*
- D524 (6GT2 600-5AC00)*
- D126 (6GT2 600-0AE00)
- D426 (6GT2 600-4AH00)*
- D526 (6GT2 600-5AH00)*
- ISO 14443
- Company badges and transponders acc. ISO 14443 A/B Incl. MDS E600/E611
- ISO 15693
- Transponders acc. ISO 15693
- Legic Prime **)
- Company badges and Transponders acc. Legic Prime and Legic Advant
- LF RFID ***)
- Company badges and Transponders acc. Hitag 1/2/S, EM41xx, EKS and more
- Tag restrictions:
* not for RF1070R
** only with RF1040R
*** only with RF1040R

**** ATEX not valid for OEM type)
***** planned for November 2021

PROFINET & Ethernet/IP

Communication Modules



A maximum of
1 reader at RF185C,
2 readers at RF186C/CI, RF188C/CI
of RF1000 may be connected (RS232)

Connection cable:
2m = 6GT2891-4UH20

(do not use an additional
extension cable)

Additional IOs



RF18xCI to sensor

Sensor cable from
0.5 to 15 m available
(e.g. 2 m = 6XV1801-2CH20)

Types of IO-Link IO module

IO-extension module
6ES7 14..... (up to 8xDI + 8xDO)

See page 76 for detailed information

Or one
Standard sensor

Or one
Actor

PROFIBUS



RF166C (DP-V1)
Communication Module
(6GT2 002-0EE20)

A maximum of 2 readers
may be connected (RS232)

Connection cable:
2m = 6GT2891-4UH20

(do not use an additional
extension cable)

Reader

Powered through connection cable



RF1040R
(6GT2 831-6CA50)



RF1070R
(6GT2 831-6BA50)
(6GT2 831-6BA50-0AX0,
OEM****)

Optional:



Card holder
6GT2 890-0CA00




Config-Card
(for customer-specific
reader configuration)
6GT2300-0CC00-0AX0



**Extension unit IP65
for operator controls**

- 12" 6AV7674-1LA31-0AA0
- 15" 6AV7674-1LA41-0AA0
- 19" 6AV7674-1LA51-0AA0
- 22" 6AV7674-1LA61-0AA0




**Housing for desktop
and wall mounting**
6GT2890-0CB00 *****

Cleanroom cap (no usage with card holder)



for wall mount
6GT2890-0CC00 *****
requires 6GT2890-0CB00



for control cabinet mount
6GT2890-0CD00 *****

Tags



D100 (6GT2 600-0AD10)
D200 (6GT2 600-1AD00-0AX0)
D400 (6GT2 600-4AD00)*



D124 (6GT2 600-0AC10)
D324 (6GT2 600-3AC00)
D424 (6GT2 600-4AC00)*
D524 (6GT2 600-5AC00)*



D126 (6GT2 600-0AE00)
D426 (6GT2 600-4AH00)*
D526 (6GT2 600-5AH00)*

ISO 14443

Company badges
and transponders
acc. ISO 14443 A/B
Incl. MDS E600/E611

ISO 15693

Transponders
acc. ISO 15693

Legic Prime **)

Company badges
and Transponders
acc. Legic Prime
and Legic Advant

LF RFID ***)

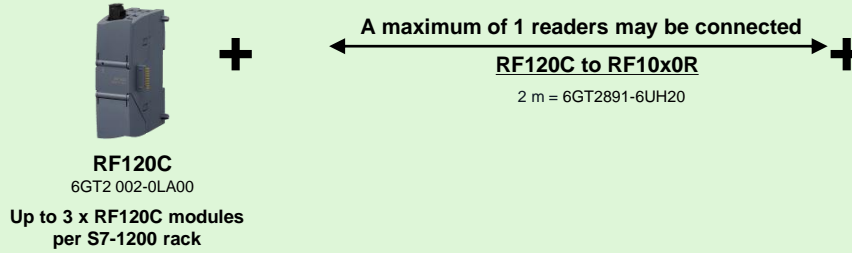
Company badges
and Transponders
acc. Hitag 1/2/S,
EM41xx, EKS and more

Tag restrictions:

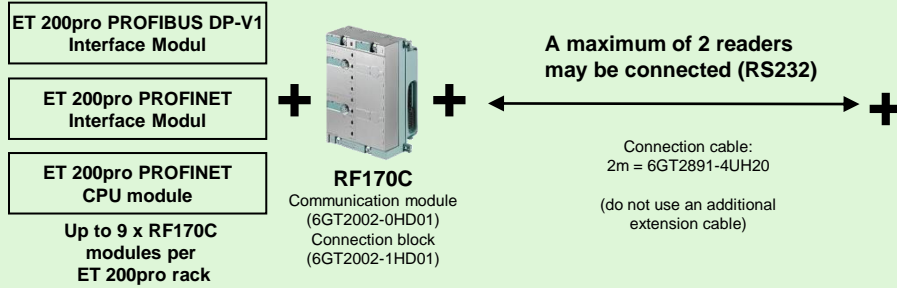
- * not for RF1070R
- ** only with RF1070R
- *** only with RF1040R

**** ATEX not valid for OEM type)
***** planned for November 2021

SIMATIC PLC S7-1200



ET 200pro via PROFIBUS or PROFINET or S7 PLC

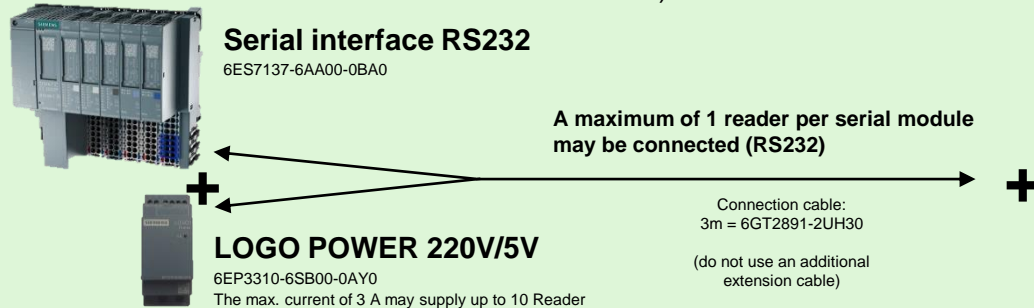


Use standard function block Ident Profile

Application example available:
<https://support.industry.siemens.com/cs/ww/de/view/109770535>

ET 200SP via serial modul

(example; also useful for the connection to other serial modules)



Use : P2P_Send and P2P_Receive for programming

Reader

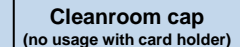
Powered through connection cable



Optional:



- 12" 6AV7674-1LA31-0AA0
- 15" 6AV7674-1LA41-0AA0
- 19" 6AV7674-1LA51-0AA0
- 22" 6AV7674-1LA61-0AA0



Tags

- D100** (6GT2 600-0AD10)
- D200** (6GT2 600-1AD00-0AX0)
- D400** (6GT2 600-4AD00)*
- D124** (6GT2 600-0AC10)
- D324** (6GT2 600-3AC00)
- D424** (6GT2 600-4AC00)*
- D524** (6GT2 600-5AC00)*
- D126** (6GT2 600-0AE00)
- D426** (6GT2 600-4AH00)*
- D526** (6GT2 600-5AH00)*

ISO 14443

Company badges and transponders acc. ISO 14443 A/B Incl. MDS E600/E611

ISO 15693

Transponders acc. ISO 15693

Legic Prime ***)

Company badges and Transponders acc. Legic Prime and Legic Advant

LF RFID ***)





Company badges and Transponders acc. Hitag 1/2/S, EM41xx, EKS and more

Tag restrictions:
* not for RF1070R
** only with RF1070R
*** only with RF1040R








**** ATEX not valid for OEM type)
***** planned for November 2021

SIMATIC RF Handhelds



Handheld (w/o Reading Head)	Additional Components		Spare Parts	
Mobile Reader Basic Device for HF and UHF Reading head with user software and rechargeable battery (without charging / docking unit)	Docking / Charging Unit 6GT2003-0FB00	Pistol Grip 6GT2093-0FG00	Spare Battery for RF160B 6GT2093-0FA00	
	SIMATIC RF160B 6GT2003-0FA00			
UHF HEAD		HF HEAD		

Mobile Reader Basic Device for HF and UHF Reading head with user Software and rechargeable battery (without charging / docking station)

	UHF Head ETSI (6GT2813-1FA00) 		HF Head with int Antenna (6GT2803-1FA00) 
	UHF Head FCC (6GT2813-1FA10) 		HF Head for Antenna (6GT2803-1FA10) 
	UHF Head CMIIT (6GT2813-1FA20) 		

HF HEAD

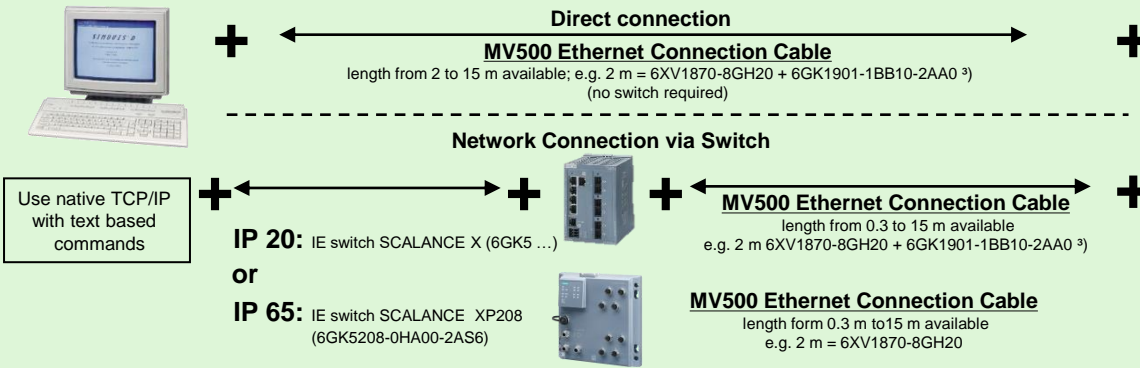


**HF Head for Antenna
(6GT2803-1FA10)**

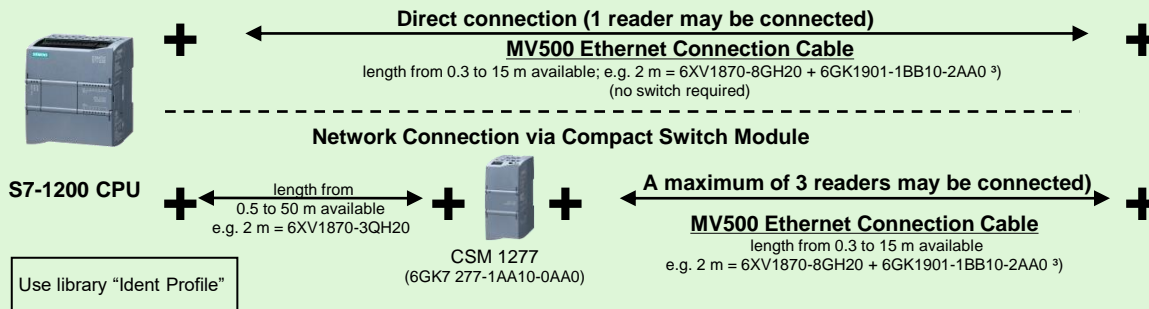


External Antenna		
Antenna without cable	MLFB	Suitable for
Ant 3	6GT2 398-1CD30-0AX0	D124, D160, D324, D422, D423, D424, D425, D428, D460, D522, D524, D525, D528, E624, RF320T, RF330T, RF340T, RF350T, RF360T
Ant 3S	6GT2 398-1CD50-0AX0	D117, D127, D421, D521
Ant 8	6GT2 398-1CF00	D117, D127, D421
Ant 12 **	6GT2 398-1DC00	D117, D127, D160, D421, D428, D460, D521, D528, E623, RF330T
Ant 18 **	6GT2 398-1DA00	D117, D124, D127, D160, D324, D421, D422, D424, D425, D428, D460, D521, D522, D524, D525, D528, E623, E624, RF320T, RF330T, RF340T
Ant 30	6GT2 398-1DD00	D124, D126, D160, D324, D422, D423, D424, D425, D426, D428, D460, D522, D524, D525, D526, D528, E624, RF320T, RF330T, RF340T, RF350T, RF360T
Antenna cables	MLFB	Suitable for
0.1 m	6GT2 898-0EA00	For all antenna types above
0.6 m	6GT2 391-0AE60	Only for antennas marked with **
3 m	6GT2 391-0AH30	For all antenna types above

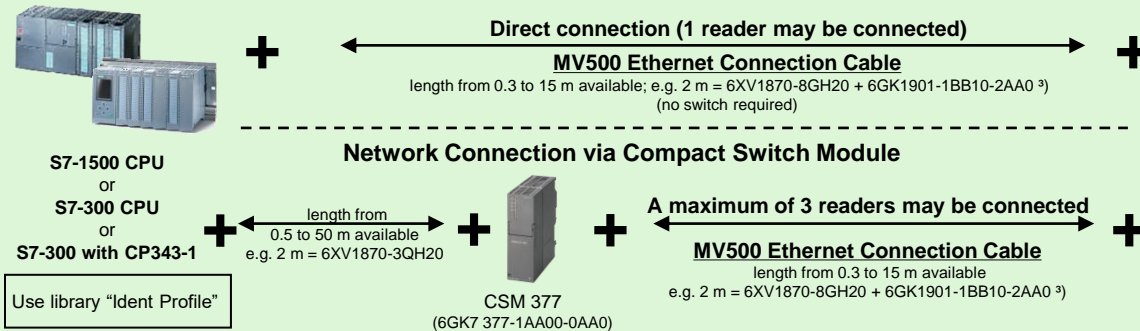
Ethernet TCP/IP



S7-1200 via Industrial Ethernet or PROFINET



S7-300/1500 via Industrial Ethernet or PROFINET



³⁾ Custom assembly necessary; use the correct stripping tool

Reader

With external power supply



MV530

S; 800 x 600 pixel:
(6GF3530-0CD10)
H; 1280 x 1024 pixel:
(6GF3530-0GE10)

Options

DO

Wires included in power supply cable „Open wires“

Software

Pat-Genius
6GF3400-0SL03

Micro SD Card

for Configuration Backup; 4GB
6GK6000-8HT01-0SA2

Support

Mounting plate
6GF3440-8CA
Tri-plate
6GF9002-7AD

Cable for power supply

Open wires
10 m = 6GF3500-8BA21
30 m = 6GF3500-8BA41

or

Power supply

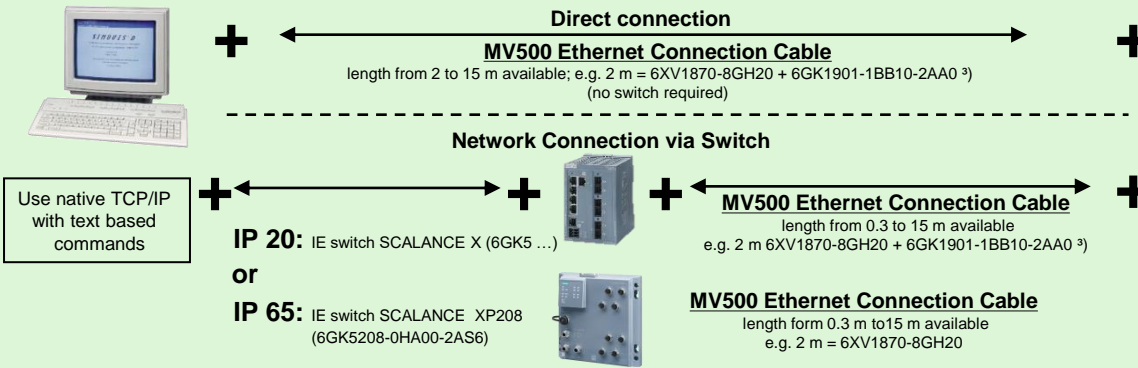
EU connector
6GT2 898-0AA00

UK connector
6GT2 898-0AA10

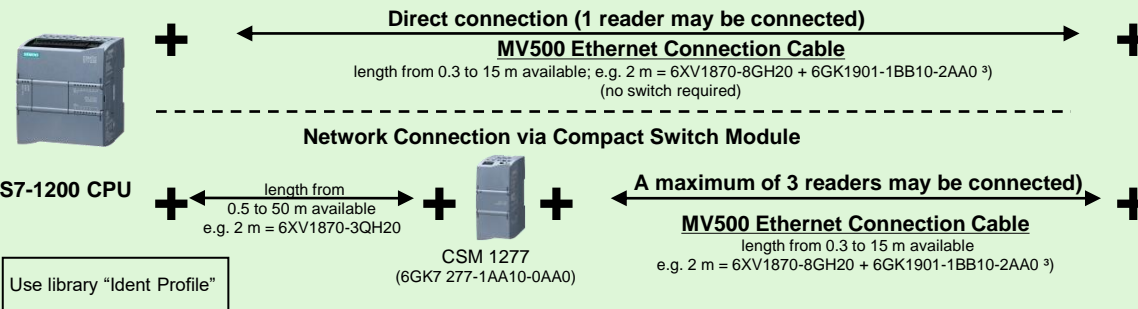
US connector
6GT2 898-0AA20

cable for 24 V
5 m = 6GT2 891-0PH50
+
50 cm = 6GF3500-8BA11
5 m = 6GF3500-8BA12

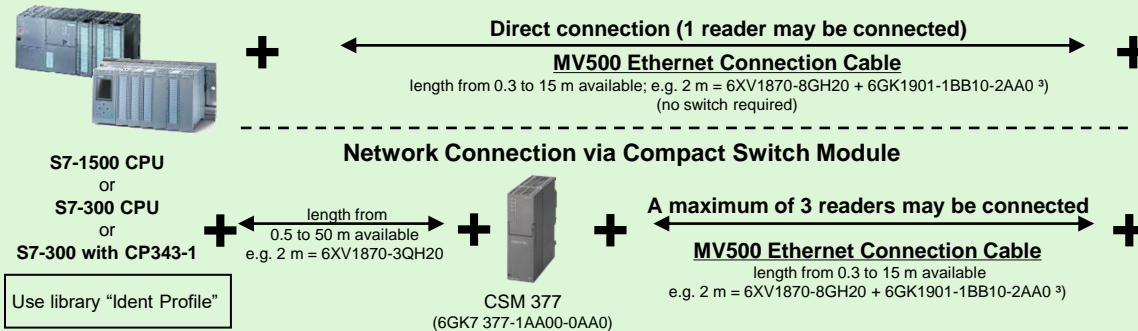
Ethernet TCP/IP



S7-1200 via Industrial Ethernet or PROFINET



S7-300/1500 via Industrial Ethernet or PROFINET



³⁾ Custom assembly necessary; use the correct stripping tool

Reader

With external power supply



MV540

S; 800 x 600 pixel:
 (6GF3540-0CD10)
 H; 1280 x 1024 pixel:
 (6GF3540-0GE10)

MV550

S; 800 x 600 pixel:
 (6GF3550-0CD10)
 H; 1280 x 1024 pixel:
 (6GF3550-0GE10)

MV560

U; 1920 x 1200 pixel:
 (6GF3560-0LE10)
 X; 2592 x 2048 pixel:
 (6GF3560-0HE10)



Manual focus lens

- 6 mm: 6GF9001-1BB01 ⁵⁾
- 8.5 mm: 6GF9001-1BE01 ^{sh) 1)}
- 12 mm: 6GF9001-1BL01 ^{sh)}
- 12 mm: 6GF3560-8EA01-0FF0 ^{us) 1) 4)}
- 16 mm: 6GF9001-1BF01 ^{sh)}
- 16 mm: 6GF3560-8EA02-0FF0 ^{us) 1) 4)}
- 25 mm: 6GF9001-1BG01 ^{sh)}
- 25 mm: 6GF3560-8EA03-0FF0 ^{us) 1) 4)}
- 35 mm: 6GF9001-1BH01 ^{shus)}
- 50 mm: 6GF9001-1BJ01 ^{shus)}
- 75 mm: 6GF9001-1BK01 ^{shus) 2)}



E-Focus lens

- 12 mm: 6GF3540-8EA01-0LL0 ^{sh)}
- 16 mm: 6GF3540-8EA02-0LL0 ^{shus)}
- 25 mm: 6GF3540-8EA03-0LL0 ^{shus)}
- 35 mm: 6GF3540-8EA04-0LL0 ^{shus)}
- 50 mm: 6GF3540-8EA05-0LL0 ^{shus) 2)}



Lights build-in

- red basic: 6GF3540-8DA11
- red far: 6GF3540-8DA12
- red multi: 6GF3540-8DA13
- white multi: 6GF3540-8DA33
- infrared basic: 6GF3540-8DA41
- infrared far: 6GF3540-8DA42



Lights external: ring

- Red: 6GF3400-OLT01-8DA1
- Infrared: 6GF3400-OLT01-7BA1

adapter M12/M12: 6GF3500-8BD10
 mounting plate: 6GF3440-8CD01



Lights external: panel

- 20x20 cm: 6GF3500-8DF30-1DA0
- 30x20 cm: 6GF3500-8DF30-2DA0
- 40x30 cm: 6GF3500-8DF30-3DA0

Mounting aid

6GF3500-8CD

Cable for power supply

Open wires

- 10 m = 6GF3500-8BA21
- 30 m = 6GF3500-8BA41

or

Power supply

EU connector

6GT2 898-0AA00

UK connector

6GT2 898-0AA10

US connector

6GT2 898-0AA20

cable for 24 V

- 5 m = 6GT2 891-0PH50
- 50 cm = 6GF3500-8BA11
- 5 m = 6GF3500-8BA12

1) not in combination with build-in lights;
 2) use long version of protective lens cover always and only with 6GF9001-1BK01 and 6GF3540-8EA05-0LL0
 4) No usage of option „Micro SD Card“ with these lens
^{shus)} indicates the types of camera which are allowed for usage;
 i.e. 5) means MV5x0U is allowed

Options

DO

Wires included in power supply cable „Open wires“

Software

- Veri-Genius
- 6GF3400-0SL02
- Pat-Genius
- 6GF3400-0SL03

Micro SD Card

for Configuration
 Backup; 4GB
 6GK6000-8HT01-0SA2

Support

- Mounting plate
- 6GF3440-8CA
- Tri-plate
- 6GF9002-7AD

Opt. for Lens; Rings

0.5, 1, 5, 10, 20, 40 mm
 6GF9001-1BU

0.5, 1 mm
 6GF9001-1BU01

length doubler
 6GF9001-1BV

Protective lens cover

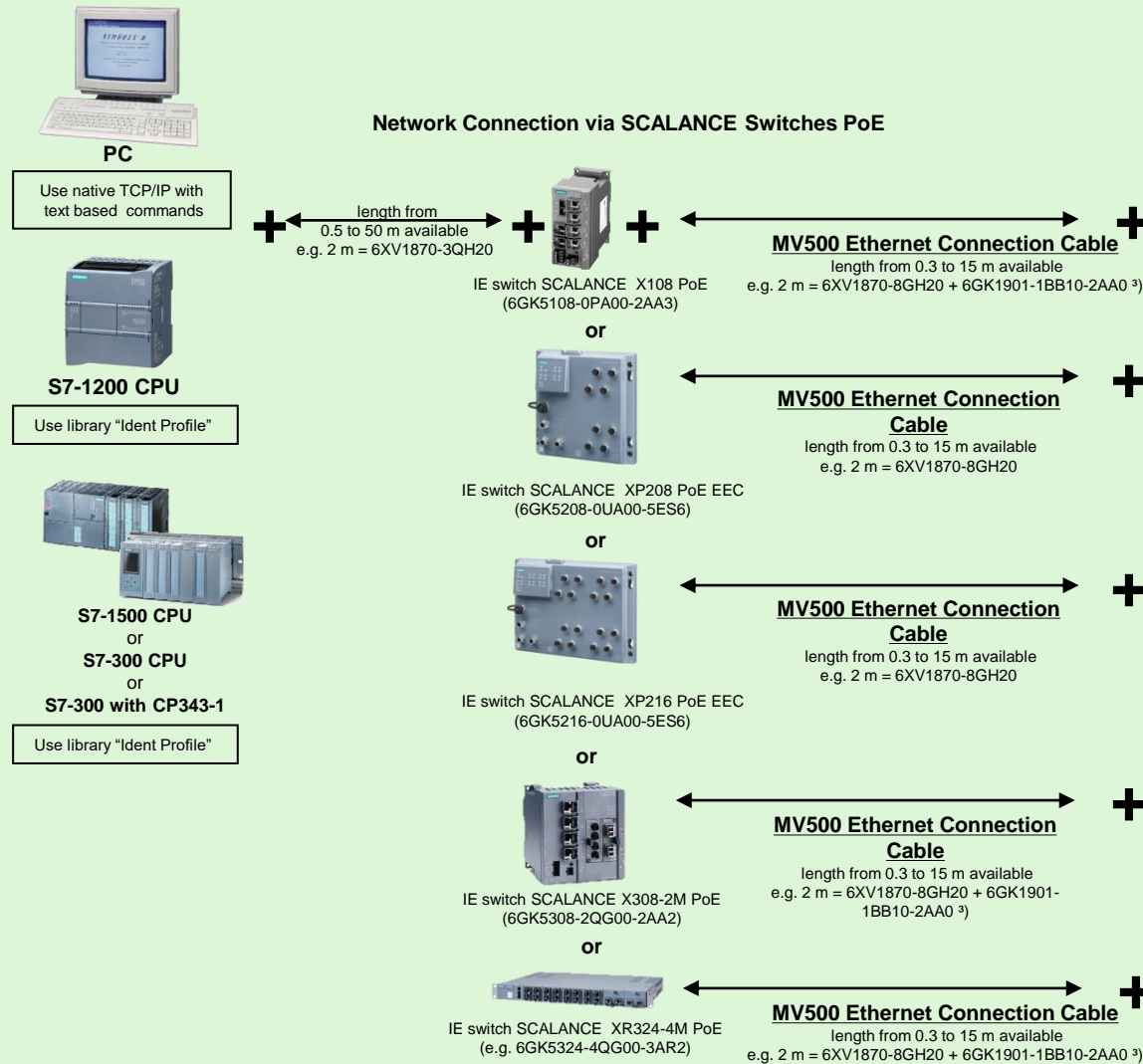
- Basic length glas
- no filter 6GF3540-8AC11
- red 6GF3540-8AC51
- infrared 6GF3540-8AC41
- IRUVcut 6GF3540-8AC31

- Long version glas ²⁾
- no filter 6GF3540-8AC12
- red 6GF3540-8AC52
- infrared 6GF3540-8AC42
- IRUVcut 6GF3540-8AC32

Basic length PMMA
 6GF3540-8AC21

Long version PMMA ²⁾
 6GF3540-8AC22

Ethernet TCP/IP or PROFINET (PoE): 100MB



³⁾ Custom assembly necessary; use the correct stripping tool

Reader

With power supply over Ethernet (PoE)



MV530
S; 800 x 600 pixel:
(6GF3530-0CD10)
H; 1280 x 1024 pixel:
(6GF3530-0GE10)

Cable for power supply
Open wires
10 m = 6GF3500-8BA21
30 m = 6GF3500-8BA41

or

Power supply
EU connector
6GT2 898-0AA00
UK connector
6GT2 898-0AA10
US connector
6GT2 898-0AA20
cable for 24 V
5 m = 6GT2 891-0PH50
+
50 cm = 6GF3500-8BA11
5 m = 6GF3500-8BA12

Options

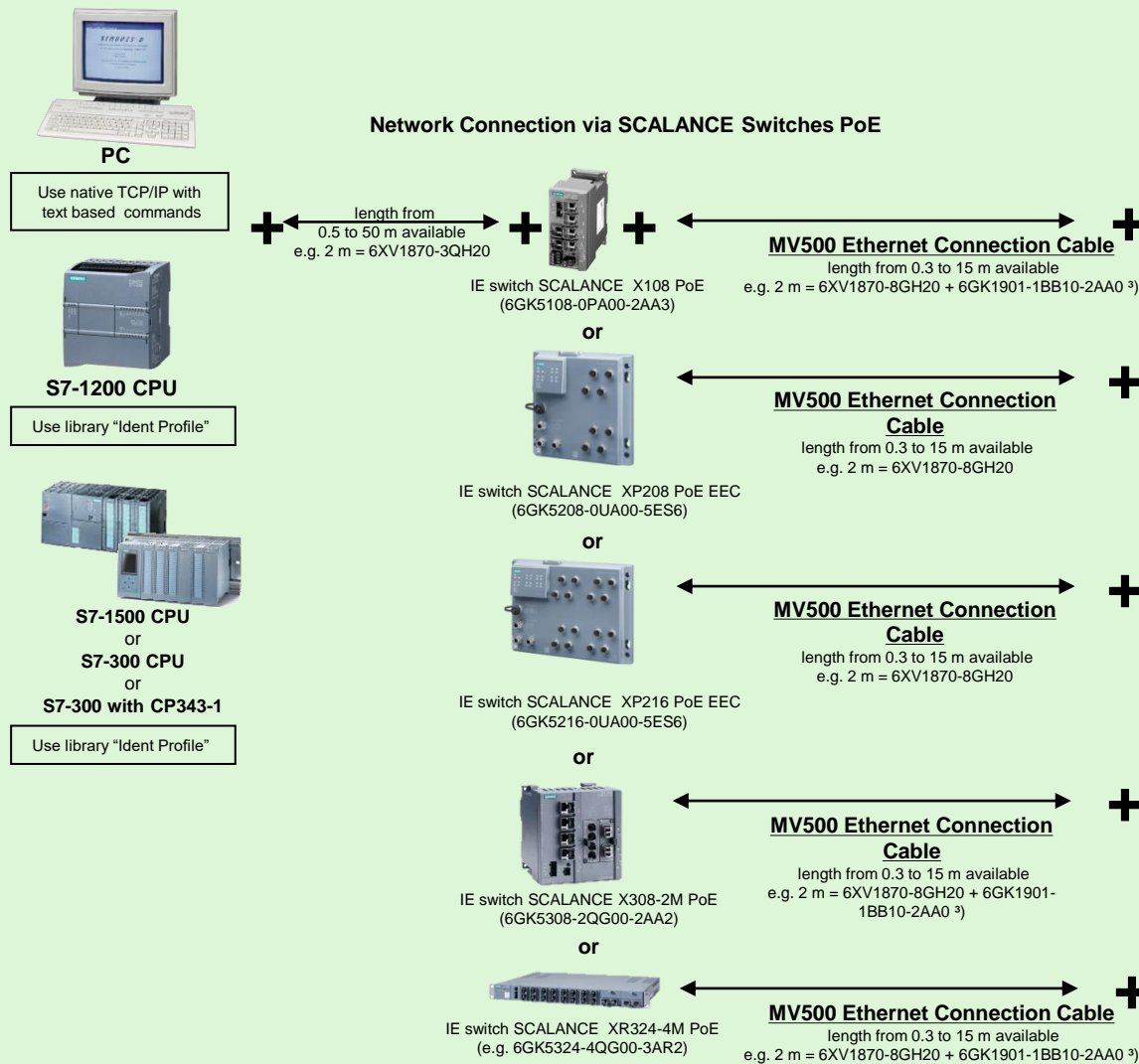
DO
Additional cable for DO-supply is needed
10 m = 6GF3500-8BA21
30 m = 6GF3500-8BA41

Software
Pat-Genius
6GF3400-0SL03

Micro SD Card
for Configuration Backup; 4GB
6GK6000-8HT01-0SA2

Support
Mounting plate
6GF3440-8CA
Tri-plate
6GF9002-7AD

Ethernet TCP/IP or PROFINET (PoE): 100MB



³⁾ Custom assembly necessary; use the correct stripping tool

Reader

With power supply over Ethernet (PoE)



MV540

S; 800 x 600 pixel:
(6GF3540-0CD10)
H; 1280 x 1024 pixel:
(6GF3540-0GE10)

MV550

S; 800 x 600 pixel:
(6GF3550-0CD10)
H; 1280 x 1024 pixel:
(6GF3550-0GE10)

MV560

U; 1920 x 1200 pixel:
(6GF3560-0LE10)
X; 2592 x 2048 pixel:
(6GF3560-0HE10)



Manual focus lens

6 mm: 6GF9001-1BB01¹⁾
8.5 mm: 6GF9001-1BE01^{sh) 1)}
12 mm: 6GF9001-1BL01^{sh)}
12 mm: 6GF3560-8EA01-0FF0^{us) 1) 4)}
16 mm: 6GF9001-1BF01^{sh)}
16 mm: 6GF3560-8EA02-0FF0^{us) 1) 4)}
25 mm: 6GF9001-1BG01^{sh)}
25 mm: 6GF3560-8EA03-0FF0^{us) 1) 4)}
35 mm: 6GF9001-1BH01^{shus)}
50 mm: 6GF9001-1BJ01^{shus)}
75 mm: 6GF9001-1BK01^{shus) 2)}



E-Focus lens

12 mm: 6GF3540-8EA01-0LL0^{sh)}
16 mm: 6GF3540-8EA02-0LL0^{shus)}
25 mm: 6GF3540-8EA03-0LL0^{shus)}
35 mm: 6GF3540-8EA04-0LL0^{shus)}
50 mm: 6GF3540-8EA05-0LL0^{shus) 2)}



Lights build-in

red basic: 6GF3540-8DA11
red far: 6GF3540-8DA12
red multi: 6GF3540-8DA13
white multi: 6GF3540-8DA33
infrared basic: 6GF3540-8DA41
infrared far: 6GF3540-8DA42

Options

DO

Additional cable for DO-supply is needed

10 m = 6GF3500-8BA21
30 m = 6GF3500-8BA41

Software

Veri-Genius
6GF3400-0SL02
Pat-Genius
6GF3400-0SL03

Micro SD Card

for Configuration Backup; 4GB
6GK6000-8HT01-0SA2

Support

Mounting plate
6GF3440-8CA
Tri-plate
6GF9002-7AD

Opt. for Lens; Rings

0.5, 1, 5, 10, 20, 40 mm
6GF9001-1BU

0.5, 1 mm
6GF9001-1BU01

length doubler
6GF9001-1BV

Protective lens cover

Basic length glas
no filter 6GF3540-8AC11
red 6GF3540-8AC51
infrared 6GF3540-8AC41
IRUVcut 6GF3540-8AC31

Long version glas²⁾
no filter 6GF3540-8AC12
red 6GF3540-8AC52
infrared 6GF3540-8AC42
IRUVcut 6GF3540-8AC32

Basic length PMMA
6GF3540-8AC21

Long version PMMA²⁾
6GF3540-8AC22

¹⁾ not in combination with build-in lights;

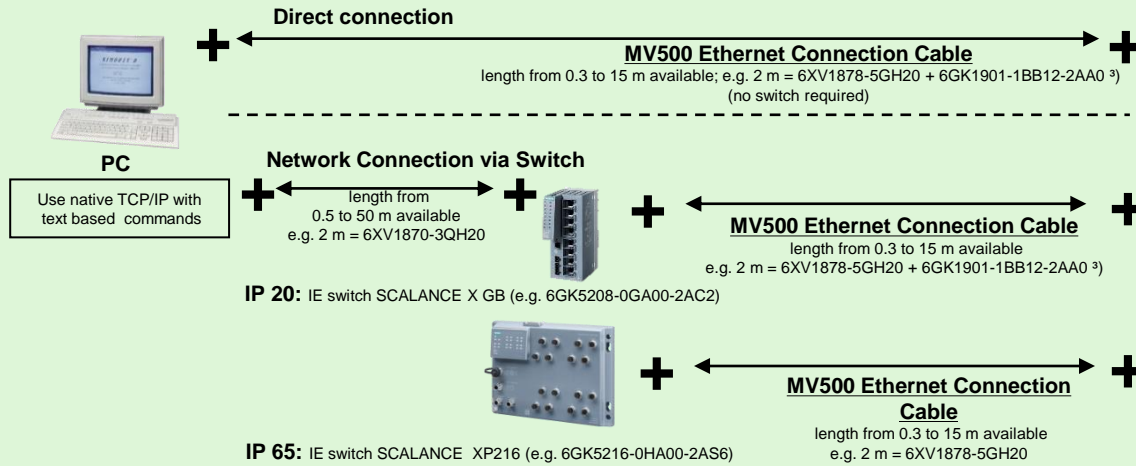
²⁾ use long version of protective lens cover always and only with 6GF9001-1BK01 and 6GF3540-8EA05-0LL0

⁴⁾ No usage of option „Micro SD Card“ with these lens

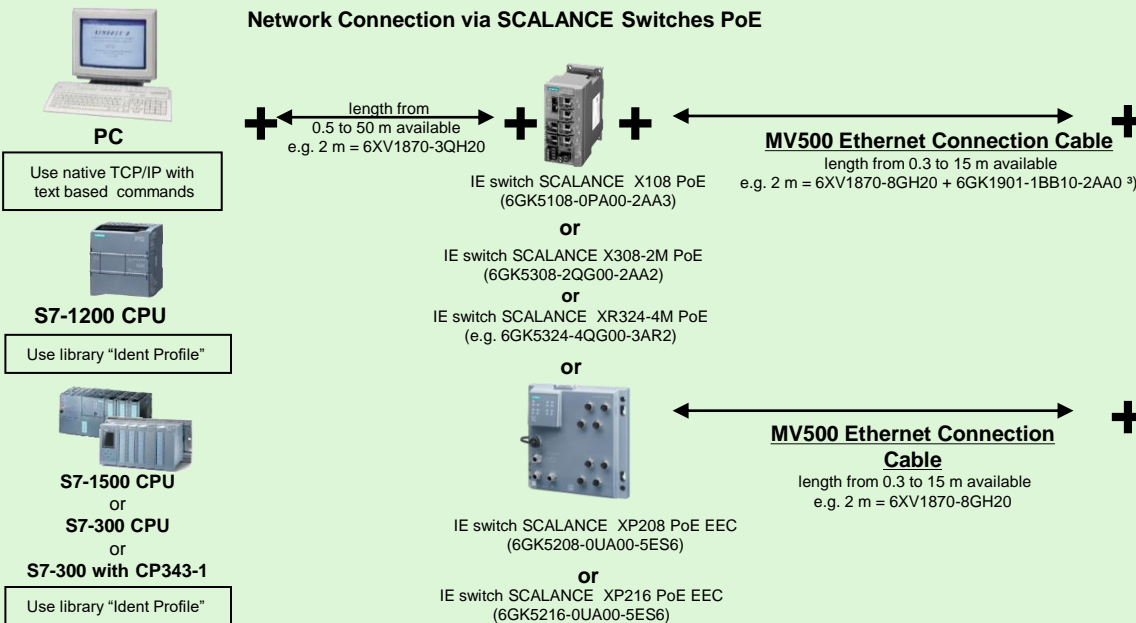
^{shus)} indicates the types of camera which are allowed for usage; i.e. ⁴⁾ means MV5x0U is allowed

Two parallel Networks on one Device: 1000MB + 100MB

1000MB / GigE Network, no PoE possible



100 MB / Profinet Network, Switch with PoE



³⁾ Custom assembly necessary; use the correct stripping tool

Reader

With power supply over Ethernet (PoE)



MV550

S; 800 x 600 pixel:
(6GF3550-0CD10)
H; 1280 x 1024 pixel:
(6GF3550-0GE10)

MV560

U; 1920 x 1200 pixel:
(6GF3560-0LE10)
X; 2592 x 2048 pixel:
(6GF3560-0HE10)



Manual focus lens

- 6 mm: 6GF9001-1BB01 ¹⁾
- 8.5 mm: 6GF9001-1BE01 ^{sh) 1)}
- 12 mm: 6GF9001-1BL01 ^{sh)}
- 12 mm: 6GF3560-8EA01-OFF0 ^{us) 1) 4)}
- 16 mm: 6GF9001-1BF01 ^{sh)}
- 16 mm: 6GF3560-8EA02-OFF0 ^{us) 1) 4)}
- 25 mm: 6GF9001-1BG01 ^{sh)}
- 25 mm: 6GF3560-8EA03-OFF0 ^{us) 1) 4)}
- 35 mm: 6GF9001-1BH01 ^{shus)}
- 50 mm: 6GF9001-1BJ01 ^{shus)}
- 75 mm: 6GF9001-1BK01 ^{shus) 2)}



E-Focus lens

- 12 mm: 6GF3540-8EA01-0LL0 ^{sh)}
- 16 mm: 6GF3540-8EA02-0LL0 ^{shus)}
- 25 mm: 6GF3540-8EA03-0LL0 ^{shusx)}
- 35 mm: 6GF3540-8EA04-0LL0 ^{shusx)}
- 50 mm: 6GF3540-8EA05-0LL0 ^{shusx) 2)}



Lights build-in

- red basic: 6GF3540-8DA11
- red far: 6GF3540-8DA12
- red multi: 6GF3540-8DA13
- white multi: 6GF3540-8DA33
- infrared basic: 6GF3540-8DA41
- infrared far: 6GF3540-8DA42

Options

DO

Additional cable for DO-supply is needed

- 10 m = 6GF3500-8BA21
- 30 m = 6GF3500-8BA41

Software

- Veri-Genius
- 6GF3400-0SL02
- Pat-Genius
- 6GF3400-0SL03

Micro SD Card

for Configuration Backup; 4GB
6GK6000-8HT01-0SA2

Support

- Mounting plate
- 6GF3440-8CA
- Tri-plate
- 6GF9002-7AD

Opt. for Lens; Rings

- 0.5, 1, 5, 10, 20, 40 mm
- 6GF9001-1BU

- 0.5, 1 mm
- 6GF9001-1BU01

- length doubler
- 6GF9001-1BV

Protective lens cover

- Basic length glas
- no filter 6GF3540-8AC11
- red 6GF3540-8AC51
- infrared 6GF3540-8AC41
- IRUVcut 6GF3540-8AC31

- Long version glas ²⁾
- no filter 6GF3540-8AC12
- red 6GF3540-8AC52
- infrared 6GF3540-8AC42
- IRUVcut 6GF3540-8AC32

- Basic length PMMA
- 6GF3540-8AC21

- Long version PMMA ²⁾
- 6GF3540-8AC22

¹⁾ not in combination with build-in lights;
²⁾ use long version of protective lens cover always and only with 6GF9001-1BK01 and 6GF3540-8EA05-0LL0
⁴⁾ No usage of option „Micro SD Card“ with these lens
^{shus)} indicates the types of camera which are allowed for usage; i.e. ⁴⁾ means MV5x0U is allowed

SIMATIC PLC S7-1200



RF120C
6GT2 002-0LA00

A maximum of 1 reader may be connected
RF120C to MV500

adapting cable: 50 cm = 6GF3500-8BA11 5 m = 6GF3500-8BA12 + 2 m = 6GT2 091-4LH20 5 m = 6GT2 091-4LH50 10m = 6GT2 091-4LN10

And extension cables:
 2 m = 6GT2 891-4FH20
 5 m = 6GT2 891-4FH50
 10 m = 6GT2 891-4FN10
 20 m = 6GT2 891-4FN20
 50 m = 6GT2 891-4FN50

SIMATIC PLC S7-300 Rack or S7-400 via ET 200M (DP-V1/PN-IO)



ASM 475 + Front connector
(6GT2 002-0GA10) + (6ES7 392-1AJ00-0AA0)

Accessories:
 Connecting element (6ES7 390-5AA00-0AA0)
 Terminal element (6ES7 390-5BA00-0AA0)



A maximum of 2 readers may be connected
ASM 475 to MV500

adapting cable: 50 cm = 6GF3500-8BA11 5 m = 6GF3500-8BA12 + 2 m = 6GT2 891-4EH20 5 m = 6GT2 891-4EH50

And extension cables:
 2 m = 6GT2 891-4FH20
 5 m = 6GT2 891-4FH50
 10 m = 6GT2 891-4FN10
 20 m = 6GT2 891-4FN20
 50 m = 6GT2 891-4FN50

ET 200pro via PROFIBUS or PROFINET or S7 PLC

ET 200pro PROFIBUS DP-V1
Interface module

ET 200pro PROFINET
Interface module

ET 200pro PROFINET
CPU module

Up to 9 x 170C
modules per
ET 200pro rack



RF170C
Communication module
(6GT2002-0HD01)
Connection block
(6GT2002-1HD01)

A maximum of 2 readers may be connected
RF170C to MV500

adapting cable: 50 cm = 6GF3500-8BA11 5 m = 6GF3500-8BA12 (+) And extension cables:
 2 m = 6GT2 891-4FH20
 5 m = 6GT2 891-4FH50
 10 m = 6GT2 891-4FN10
 20 m = 6GT2 891-4FN20
 50 m = 6GT2 891-4FN50

PROFIBUS



RF166C (DP-V1)
Communication Module
(6GT2 002-0EE20)

A maximum of 2 readers may be connected
RF166C to MV500

adapting cable: 50 cm = 6GF3500-8BA11 5 m = 6GF3500-8BA12 (+) And extension cables:
 2 m = 6GT2 891-4FH20
 5 m = 6GT2 891-4FH50
 10 m = 6GT2 891-4FN10
 20 m = 6GT2 891-4FN20
 50 m = 6GT2 891-4FN50

Reader

With external power supply



MV500

S; 800 x 600 pixel:
(6GF3530-0CD10)
 H; 1280 x 1024 pixel:
(6GF3530-0GE10)

Options

DO

Wires included in
power supply cable
„Open wires“

Software

Pat-Genius
6GF3400-0SL03

Micro SD Card

for Configuration
Backup; 4GB
6GK6000-8HT01-0SA2

Support

Mounting plate
6GF3440-8CA
Tri-plate
6GF9002-7AD

Cable for power supply

Open wires

10 m = 6GF3500-8BA21
30 m = 6GF3500-8BA41

or

Power supply

EU connector

6GT2 898-0AA00

UK connector

6GT2 898-0AA10

US connector

6GT2 898-0AA20

cable for 24 V

5 m = 6GT2 891-0PH50
 +
 50 cm = 6GF3500-8BA11
 5 m = 6GF3500-8BA12

SIMATIC PLC S7-1200



RF120C
6GT2 002-0LA00

A maximum of 1 reader may be connected
RF120C to MV500

adapting cable: 2 m = 6GT2 091-4LH20
 50 cm = 6GF3500-8BA11 + 5 m = 6GT2 091-4LH50
 5 m = 6GF3500-8BA12 10 m = 6GT2 091-4LN10


And extension cables:
 2 m = 6GT2 891-4FH20
 5 m = 6GT2 891-4FH50
 10 m = 6GT2 891-4FN10
 20 m = 6GT2 891-4FN20
 50 m = 6GT2 891-4FN50

SIMATIC PLC S7-300 Rack or S7-400 via ET 200M (DP-V1/PN-IO)



ASM 475 + Front connector
(6GT2 002-0GA10) + (6ES7 392-1AJ00-0AA0)

Accessories:
 Connecting element (6ES7 390-5AA00-0AA0)
 Terminal element (6ES7 390-5BA00-0AA0)



A maximum of 2 readers may be connected
ASM 475 to MV500

adapting cable: 2 m = 6GT2 891-4EH20
 50 cm = 6GF3500-8BA11 + 5 m = 6GT2 891-4EH50
 5 m = 6GF3500-8BA12

And extension cables:
 2 m = 6GT2 891-4FH20
 5 m = 6GT2 891-4FH50
 10 m = 6GT2 891-4FN10
 20 m = 6GT2 891-4FN20
 50 m = 6GT2 891-4FN50

ET 200pro via PROFIBUS or PROFINET or S7 PLC

ET 200pro PROFIBUS DP-V1
Interface module

ET 200pro PROFINET
Interface module

ET 200pro PROFINET
CPU module

Up to 9 x 170C
modules per
ET 200pro rack



RF170C
Communication module
(6GT2002-0HD01)
Connection block
(6GT2002-1HD01)

A maximum of 2 readers may be connected

adapting cable: 2 m = 6GT2 891-4FH20
 50 cm = 6GF3500-8BA11 (+) 5 m = 6GT2 891-4FH50
 5 m = 6GF3500-8BA12

And extension cables:
 2 m = 6GT2 891-4FH20
 5 m = 6GT2 891-4FH50
 10 m = 6GT2 891-4FN10
 20 m = 6GT2 891-4FN20
 50 m = 6GT2 891-4FN50

PROFIBUS



RF166C (DP-V1)
Communication Module
(6GT2 002-0EE20)

A maximum of 2 readers may be connected
RF166C to MV500

adapting cable: 2 m = 6GT2 891-4FH20
 50 cm = 6GF3500-8BA11 (+) 5 m = 6GT2 891-4FH50
 5 m = 6GF3500-8BA12

And extension cables:
 2 m = 6GT2 891-4FH20
 5 m = 6GT2 891-4FH50
 10 m = 6GT2 891-4FN10
 20 m = 6GT2 891-4FN20
 50 m = 6GT2 891-4FN50

Reader

Powered through connection cable



MV540

S; 800 x 600 pixel:
(6GF3540-0CD10)
 H; 1280 x 1024 pixel:
(6GF3540-0GE10)

MV550

S; 800 x 600 pixel:
(6GF3550-0CD10)
 H; 1280 x 1024 pixel:
(6GF3550-0GE10)

MV560

U; 1920 x 1200 pixel:
(6GF3560-0LE10)
 X; 2592 x 2048 pixel:
(6GF3560-0HE10)



Manual focus lens

6 mm: 6GF9001-1BB01 ¹⁾
 8.5 mm: 6GF9001-1BE01 ^{shj) 1)}
 12 mm: 6GF9001-1BL01 ^{shj)}
 12 mm: 6GF3560-8EA01-0FF0 ^{usj) 1) 4)}
 16 mm: 6GF9001-1BF01 ^{shj)}
 16 mm: 6GF3560-8EA02-0FF0 ^{usj) 1) 4)}
 25 mm: 6GF9001-1BG01 ^{shj)}
 25 mm: 6GF3560-8EA03-0FF0 ^{usj) 1) 4)}
 35 mm: 6GF9001-1BH01 ^{shux)}
 50 mm: 6GF9001-1BJ01 ^{shux)}
 75 mm: 6GF9001-1BK01 ^{shux) 2)}



E-Focus lens

12 mm: 6GF3540-8EA01-0LL0 ^{shj)}
 16 mm: 6GF3540-8EA02-0LL0 ^{shj)}
 25 mm: 6GF3540-8EA03-0LL0 ^{shux)}
 35 mm: 6GF3540-8EA04-0LL0 ^{shux)}
 50 mm: 6GF3540-8EA05-0LL0 ^{shux) 2)}



Light build-in

red basic: 6GF3540-8DA11
 red far: 6GF3540-8DA12
 red multi: 6GF3540-8DA13
 white multi: 6GF3540-8DA33
 infrared basic: 6GF3540-8DA41
 infrared far: 6GF3540-8DA42

Options

Software

Veri-Genius
 6GF3400-0SL02
 Pat-Genius
 6GF3400-0SL03

Micro SD Card

for Configuration
 Backup; 4GB
 6GK6000-8HT01-0SA2

Support

Mounting plate
 6GF3440-8CA
 Tri-plate
 6GF9002-7AD

Opt. for Lens; Rings

0.5, 1, 5, 10, 20, 40 mm
 6GF9001-1BU

0.5, 1 mm
 6GF9001-1BU01

length doubler
 6GF9001-1BV

Protective lens cover

Basic length glas
 no filter 6GF3540-8AC11
 red 6GF3540-8AC51
 infrared 6GF3540-8AC41
 IRUVcut 6GF3540-8AC31

Long version glas ²⁾
 no filter 6GF3540-8AC12
 red 6GF3540-8AC52
 infrared 6GF3540-8AC42
 IRUVcut 6GF3540-8AC32

Basic length PMMA
 6GF3540-8AC21

Long version PMMA ²⁾
 6GF3540-8AC22

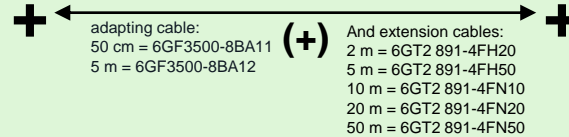
¹⁾ not in combination with build-in lights;
²⁾ use long version of protective lens cover always and only
 with 6GF9001-1BK01 and 6GF3540-8EA05-0LL0
⁴⁾ No usage of option „Micro SD Card“ with these lens
^{shux)} indicates the types of camera which are allowed for usage;
 i.e. ⁴⁾ means MV5x0U is allowed

PROFINET & Ethernet/IP & OPC UA & TCP/IP

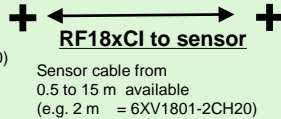
Communication Modules



A maximum of
1 reader at RF185C,
2 readers at RF186C/CI,
4 readers at RF188C/CI
of MV500 may be connected



Additional IOs



Types of IO-Link I/O module

IO-extension module
 6ES7 14..... (up to 8xDI + 8xDO)

See page 76 for detailed information

Or one
Standard sensor



Or one
Actor



Reader

With external power supply



MV530
 S; 800 x 600 pixel:
 (6GF3530-0CD10)
 H; 1280 x 1024 pixel:
 (6GF3530-0GE10)

Options

DO
 Wires included in
 power supply cable
 „Open wires“

Software
 Pat-Genius
 6GF3400-0SL03

Micro SD Card
 for Configuration
 Backup; 4GB
 6GK6000-8HT01-0SA2

Support
 Mounting plate
 6GF3440-8CA
 Tri-plate
 6GF9002-7AD

Cable for power supply
Open wires
 10 m = 6GF3500-8BA21
 30 m = 6GF3500-8BA41

or

Power supply
EU connector
 6GT2 898-0AA00
UK connector
 6GT2 898-0AA10
US connector
 6GT2 898-0AA20
cable for 24 V
 5 m = 6GT2 891-0PH50
 +
 50 cm = 6GF3500-8BA11
 5 m = 6GF3500-8BA12

PROFINET & Ethernet/IP & OPC UA & TCP/IP

Communication Modules



RF185C (6GT2 002-0JE10) **RF186C** (6GT2 002-0JE20) **RF188C** (6GT2 002-0JE40)

A maximum of
1 reader at RF185C,
2 readers at RF186C/CI,
4 readers at RF188C/CI
of MV500 may be connected

← (+) →
 adapting cable:
 50 cm = 6GF3500-8BA11
 5 m = 6GF3500-8BA12
 (+)
 And extension cables:
 2 m = 6GT2 891-4FH20
 5 m = 6GT2 891-4FH50
 10 m = 6GT2 891-4FN10
 20 m = 6GT2 891-4FN20
 50 m = 6GT2 891-4FN50

Additional IOs



RF186CI (6GT2 002-0JE50) **RF188CI** (6GT2 002-0JE60)

← (+) →
RF18xCI to sensor

Sensor cable from
 0.5 to 15 m available
 (e.g. 2 m = 6XV1801-2CH20)



Types of IO-Link I/O module

IO-extension module

6ES7 14..... (up to 8xDI + 8xDO)

See page 76 for detailed information

Or one
Standard sensor



Or one
Actor



Reader

Powered through connection cable



MV540

S; 800 x 600 pixel:
 (6GF3540-0CD10)
 H; 1280 x 1024 pixel:
 (6GF3540-0GE10)

MV550

S; 800 x 600 pixel:
 (6GF3550-0CD10)
 H; 1280 x 1024 pixel:
 (6GF3550-0GE10)

MV560

U; 1920 x 1200 pixel:
 (6GF3560-0LE10)
 X; 2592 x 2048 pixel:
 (6GF3560-0HE10)



Manual focus lens

6 mm: 6GF9001-1BB01 ¹⁾
 8.5 mm: 6GF9001-1BE01 ^{sh) 1)}
 12 mm: 6GF9001-1BL01 ^{sh)}
 12 mm: 6GF3560-8EA01-OFF0 ^{us) 1) 4)}
 16 mm: 6GF9001-1BF01 ^{sh)}
 16 mm: 6GF3560-8EA02-OFF0 ^{us) 1) 4)}
 25 mm: 6GF9001-1BG01 ^{sh)}
 25 mm: 6GF3560-8EA03-OFF0 ^{us) 1) 4)}
 35 mm: 6GF9001-1BH01 ^{shus)}
 50 mm: 6GF9001-1BJ01 ^{shus)}
 75 mm: 6GF9001-1BK01 ^{shus) 2)}



E-Focus lens

12 mm: 6GF3540-8EA01-0LL0 ^{sh)}
 16 mm: 6GF3540-8EA02-0LL0 ^{shus)}
 25 mm: 6GF3540-8EA03-0LL0 ^{shus)}
 35 mm: 6GF3540-8EA04-0LL0 ^{shus)}
 50 mm: 6GF3540-8EA05-0LL0 ^{shus) 2)}



Lights build-in

red basic: 6GF3540-8DA11
 red far: 6GF3540-8DA12
 red multi: 6GF3540-8DA13
 white multi: 6GF3540-8DA33
 infrared basic: 6GF3540-8DA41
 infrared far: 6GF3540-8DA42



Lights external

Red: 6GF3400-0LT01-8DA1
 Infrared: 6GF3400-0LT01-7BA1

+
 adapter M12/M12
 (6GF3500-8BD10)

+
 Mounting plate
 (6GF3440-8CD01)

Options

Software

Veri-Genius
 6GF3400-0SL02
 Pat-Genius
 6GF3400-0SL03

Micro SD Card

for Configuration
 Backup; 4GB
 6GK6000-8HT01-0SA2

Support

Mounting plate
 6GF3440-8CA
 Tri-plate
 6GF9002-7AD

Opt. for Lens; Rings

0.5, 1, 5, 10, 20, 40 mm
 6GF9001-1BU

0.5, 1 mm
 6GF9001-1BU01

length doubler
 6GF9001-1BV

Protective lens cover

Basic length glas
 no filter 6GF3540-8AC11
 red 6GF3540-8AC51
 infrared 6GF3540-8AC41
 IRUVcut 6GF3540-8AC31

Long version glas ²⁾
 no filter 6GF3540-8AC12
 red 6GF3540-8AC52
 infrared 6GF3540-8AC42
 IRUVcut 6GF3540-8AC32

Basic length PMMA
 6GF3540-8AC21

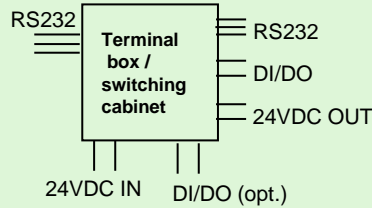
Long version PMMA ²⁾
 6GF3540-8AC22

¹⁾ not in combination with build-in lights;
²⁾ use long version of protective lens cover always and only
 with 6GF9001-1BK01 and 6GF3540-8EA05-0LL0
⁴⁾ No usage of option „Micro SD Card“ with these lens
^{shus)} indicates the types of camera which are allowed for usage;
 i.e. ⁴⁾ means MV5x0U is allowed

Serial RS232



Simple text based protocol



1 Reader per COM port may be connected

← RS 232 cable for MV500 (open wires) → +

10 m = 6GF3500-8BA21
30 m = 6GF3500-8BA41

Reader

With external power supply



MV530

S; 800 x 600 pixel:
(6GF3530-0CD10)
H; 1280 x 1024 pixel:
(6GF3530-0GE10)

Cable for power supply

Open wires

10 m = 6GF3500-8BA21
30 m = 6GF3500-8BA41

or

Power supply

EU connector
6GT2 898-0AA00

UK connector
6GT2 898-0AA10

US connector
6GT2 898-0AA20

cable for 24 V

5 m = 6GT2 891-0PH50
+
50 cm = 6GF3500-8BA11
5 m = 6GF3500-8BA12

Options

DO

Wires included in power supply cable „Open wires“

Software

Pat-Genius
6GF3400-0SL03

Micro SD Card

for Configuration Backup; 4GB
6GK6000-8HT01-0SA2

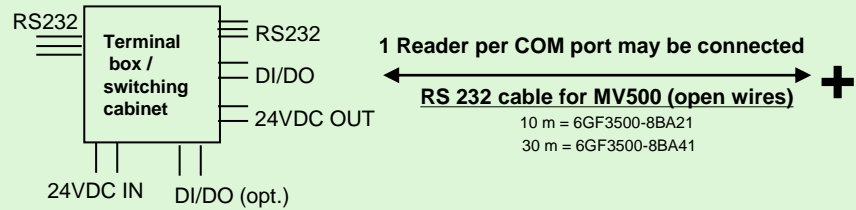
Support

Mounting plate
6GF3440-8CA
Tri-plate
6GF9002-7AD

Serial RS232



Simple text based protocol



Reader

With external power supply



MV540

S; 800 x 600 pixel:
(6GF3540-0CD10)
H; 1280 x 1024 pixel:
(6GF3540-0GE10)

MV550

S; 800 x 600 pixel:
(6GF3550-0CD10)
H; 1280 x 1024 pixel:
(6GF3550-0GE10)

MV560

U; 1920 x 1200 pixel:
(6GF3560-0LE10)
X; 2592 x 2048 pixel:
(6GF3560-0HE10)



Manual focus lens

- 6 mm: 6GF9001-1BB01 ¹⁾
- 8.5 mm: 6GF9001-1BE01 ^{sh) 1)}
- 12 mm: 6GF9001-1BL01 ^{sh)}
- 12 mm: 6GF3560-8EA01-OFF0 ^{ux) 1) 4)}
- 16 mm: 6GF9001-1BF01 ^{sh)}
- 16 mm: 6GF3560-8EA02-OFF0 ^{ux) 1) 4)}
- 25 mm: 6GF9001-1BG01 ^{sh)}
- 25 mm: 6GF3560-8EA03-OFF0 ^{ux) 1) 4)}
- 35 mm: 6GF9001-1BH01 ^{shux)}
- 50 mm: 6GF9001-1BJ01 ^{shux)}
- 75 mm: 6GF9001-1BK01 ^{shux) 2)}



E-Focus lens

- 12 mm: 6GF3540-8EA01-0LL0 ^{sh)}
- 16 mm: 6GF3540-8EA02-0LL0 ^{shu)}
- 25 mm: 6GF3540-8EA03-0LL0 ^{shux)}
- 35 mm: 6GF3540-8EA04-0LL0 ^{shux)}
- 50 mm: 6GF3540-8EA05-0LL0 ^{shux) 2)}



Lights build-in

- red basic: 6GF3540-8DA11
- red far: 6GF3540-8DA12
- red multi: 6GF3540-8DA13
- white multi: 6GF3540-8DA33
- infrared basic: 6GF3540-8DA41
- infrared far: 6GF3540-8DA42



Lights external: ring

- Red: 6GF3400-0LT01-8DA1
- Infrared: 6GF3400-0LT01-7BA1



- adapter M12/M12: 6GF3500-8BD10
- mounting plate: 6GF3440-8CD01



Lights external: panel

- 20x20 cm: 6GF3500-8DF30-1DA0
- 30x20 cm: 6GF3500-8DF30-2DA0
- 40x30 cm: 6GF3500-8DF30-3DA0



- Mounting aid
6GF3500-8CD

Options

DO

Wires included in power supply cable „Open wires“

Software

- Veri-Genius
6GF3400-0SL02
- Pat-Genius
6GF3400-0SL03

Micro SD Card

for Configuration Backup; 4GB
6GK6000-8HT01-0SA2

Support

- Mounting plate
6GF3440-8CA
- Tri-plate
6GF9002-7AD

Opt. for Lens; Rings

0.5, 1, 5, 10, 20, 40 mm
6GF9001-1BU

0.5, 1 mm
6GF9001-1BU01

length doubler
6GF9001-1BV

Protective lens cover

- Basic length glas
- no filter 6GF3540-8AC11
- red 6GF3540-8AC51
- infrared 6GF3540-8AC41
- IRUVcut 6GF3540-8AC31

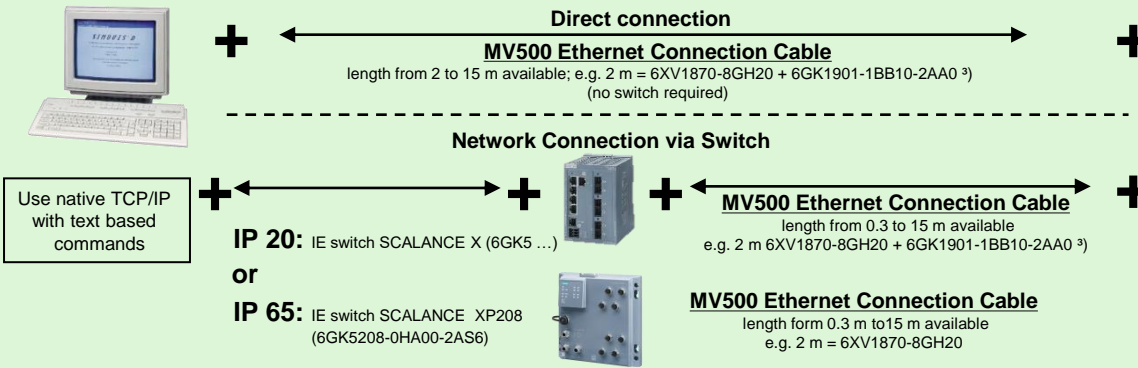
- Long version glas ²⁾
- no filter 6GF3540-8AC12
- red 6GF3540-8AC52
- infrared 6GF3540-8AC42
- IRUVcut 6GF3540-8AC32

Basic length PMMA
6GF3540-8AC21

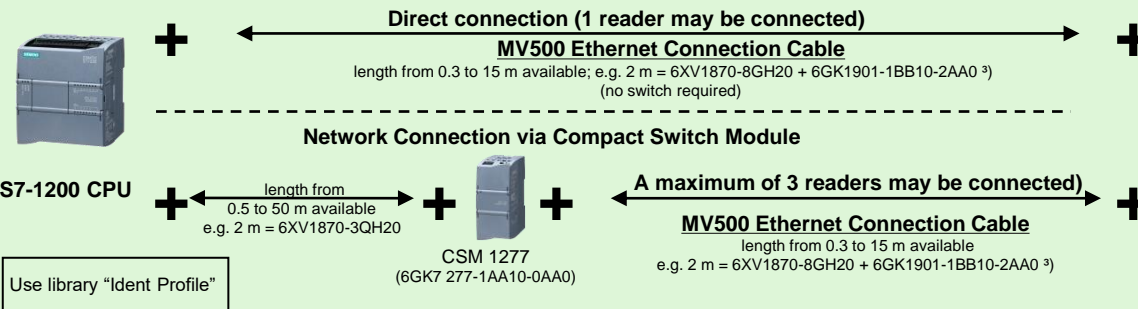
Long version PMMA ²⁾
6GF3540-8AC22

¹⁾ not in combination with build-in lights;
²⁾ use long version of protective lens cover always and only with 6GF9001-1BK01 and 6GF3540-8EA05-0LL0
⁴⁾ No usage of option „Micro SD Card“ with these lens
^{shux)} indicates the types of camera which are allowed for usage; i.e. ⁴⁾ means MV5x0U is allowed

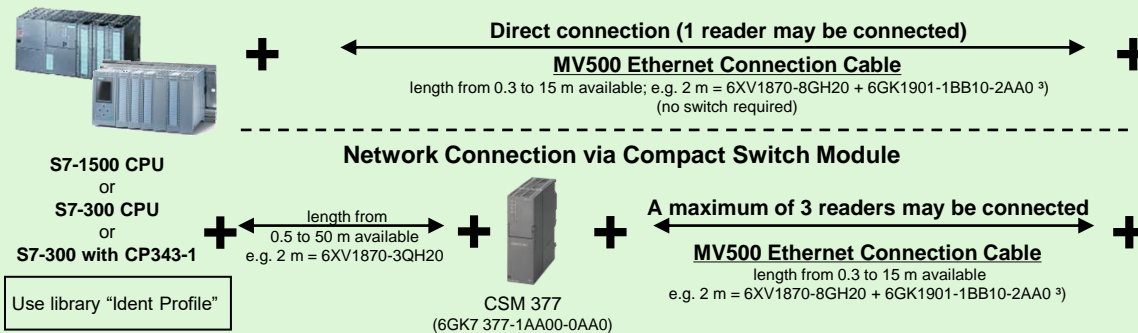
Ethernet TCP/IP



S7-1200 via Industrial Ethernet or PROFINET



S7-300/1500 via Industrial Ethernet or PROFINET



³⁾ Custom assembly necessary; use the correct stripping tool

Reader

With external power supply



MV540

S; 800 x 600 pixel:
 (6GF3540-0CD10)
 H; 1280 x 1024 pixel:
 (6GF3540-0GE10)

MV550

S; 800 x 600 pixel:
 (6GF3550-0CD10)
 H; 1280 x 1024 pixel:
 (6GF3550-0GE10)

MV560

U; 1920 x 1200 pixel:
 (6GF3560-0LE10)
 X; 2592 x 2048 pixel:
 (6GF3560-0HE10)



Manual focus lens

- 6 mm: 6GF9001-1BB01 ⁵⁾
- 8.5 mm: 6GF9001-1BE01 ^{sh) 1)}
- 12 mm: 6GF9001-1BL01 ^{sh)}
- 12 mm: 6GF3560-8EA01-0FF0 ^{us) 1) 4)}
- 16 mm: 6GF9001-1BF01 ^{sh)}
- 16 mm: 6GF3560-8EA02-0FF0 ^{us) 1) 4)}
- 25 mm: 6GF9001-1BG01 ^{sh)}
- 25 mm: 6GF3560-8EA03-0FF0 ^{us) 1) 4)}
- 35 mm: 6GF9001-1BH01 ^{sh)us)}
- 50 mm: 6GF9001-1BJ01 ^{sh)us)}
- 75 mm: 6GF9001-1BK01 ^{sh)us) 2)}



E-Focus lens

- 12 mm: 6GF3540-8EA01-0LL0 ^{sh)}
- 16 mm: 6GF3540-8EA02-0LL0 ^{sh)us)}
- 25 mm: 6GF3540-8EA03-0LL0 ^{sh)us)}
- 35 mm: 6GF3540-8EA04-0LL0 ^{sh)us)}
- 50 mm: 6GF3540-8EA05-0LL0 ^{sh)us) 2)}



Lights build-in

- red basic: 6GF3540-8DA11
- red far: 6GF3540-8DA12
- red multi: 6GF3540-8DA13
- white multi: 6GF3540-8DA33
- infrared basic: 6GF3540-8DA41
- infrared far: 6GF3540-8DA42



Lights external: ring

- Red: 6GF3400-OLT01-8DA1
- Infrared: 6GF3400-OLT01-7BA1

adapter M12/M12: 6GF3500-8BD10
 mounting plate: 6GF3440-8CD01



Lights external: panel

- 20x20 cm: 6GF3500-8DF30-1DA0
- 30x20 cm: 6GF3500-8DF30-2DA0
- 40x30 cm: 6GF3500-8DF30-3DA0

Mounting aid

6GF3500-8CD

Cable for power supply

Open wires

- 10 m = 6GF3500-8BA21
- 30 m = 6GF3500-8BA41

or

Power supply

EU connector

6GT2 898-0AA00

UK connector

6GT2 898-0AA10

US connector

6GT2 898-0AA20

cable for 24 V

- 5 m = 6GT2 891-0PH50
- 50 cm = 6GF3500-8BA11
- 5 m = 6GF3500-8BA12

1) not in combination with build-in lights;
 2) use long version of protective lens cover always and only with 6GF9001-1BK01 and 6GF3540-8EA05-0LL0
 4) No usage of option „Micro SD Card“ with these lens
^{sh)us)} indicates the types of camera which are allowed for usage;
 i.e. 5) means MV5x0U is allowed

Options

DO

Wires included in power supply cable „Open wires“

Software

- Veri-Genius
- 6GF3400-0SL02
- Pat-Genius
- 6GF3400-0SL03

Micro SD Card

for Configuration
 Backup; 4GB
 6GK6000-8HT01-0SA2

Support

- Mounting plate
- 6GF3440-8CA
- Tri-plate
- 6GF9002-7AD

Opt. for Lens; Rings

0.5, 1, 5, 10, 20, 40 mm
 6GF9001-1BU

0.5, 1 mm
 6GF9001-1BU01

length doubler
 6GF9001-1BV

Protective lens cover

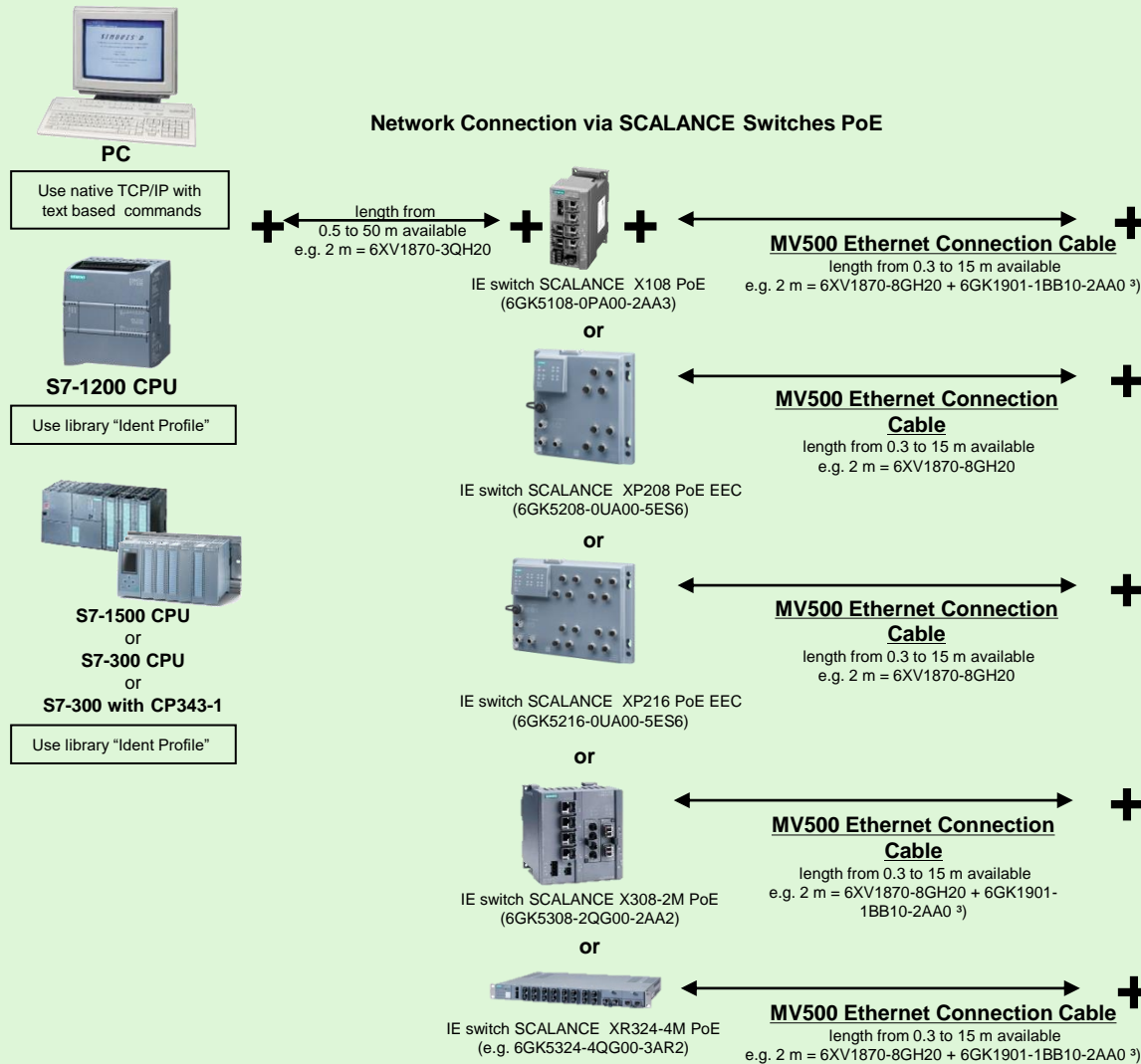
- Basic length glas
- no filter 6GF3540-8AC11
- red 6GF3540-8AC51
- infrared 6GF3540-8AC41
- IRUVcut 6GF3540-8AC31

- Long version glas ²⁾
- no filter 6GF3540-8AC12
- red 6GF3540-8AC52
- infrared 6GF3540-8AC42
- IRUVcut 6GF3540-8AC32

Basic length PMMA
 6GF3540-8AC21

Long version PMMA ²⁾
 6GF3540-8AC22

Ethernet TCP/IP or PROFINET (PoE): 100MB



³⁾ Custom assembly necessary; use the correct stripping tool

Reader

With external power supply



MV530
S; 800 x 600 pixel:
(6GF3530-0CD10)
H; 1280 x 1024 pixel:
(6GF3530-0GE10)

Cable for power supply
Open wires
10 m = 6GF3500-8BA21
30 m = 6GF3500-8BA41

or

Power supply
EU connector
6GT2 898-0AA00
UK connector
6GT2 898-0AA10
US connector
6GT2 898-0AA20
cable for 24 V
5 m = 6GT2 891-0PH50
+
50 cm = 6GF3500-8BA11
5 m = 6GF3500-8BA12

Options

DO
Wires included in power supply cable „Open wires“

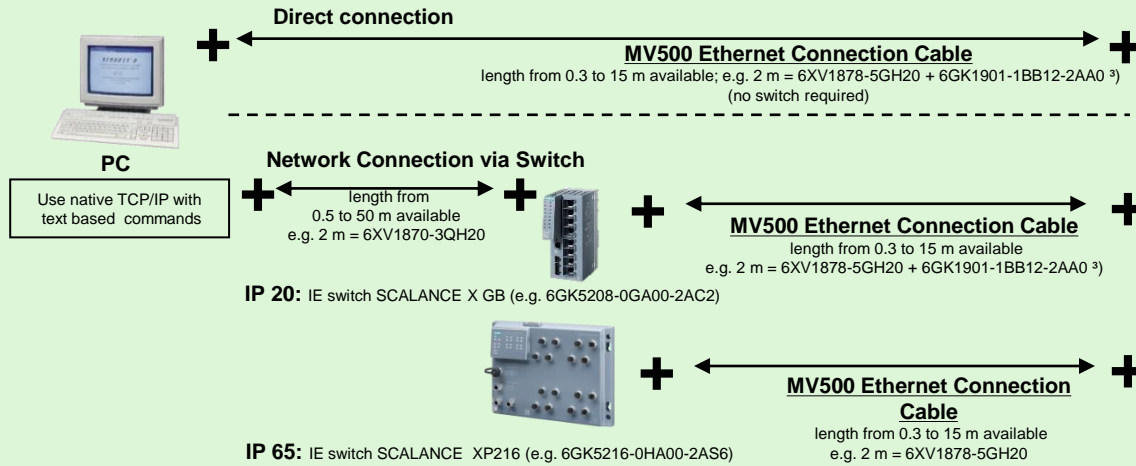
Software
Pat-Genius
6GF3400-0SL03

Micro SD Card
for Configuration Backup; 4GB
6GK6000-8HT01-0SA2

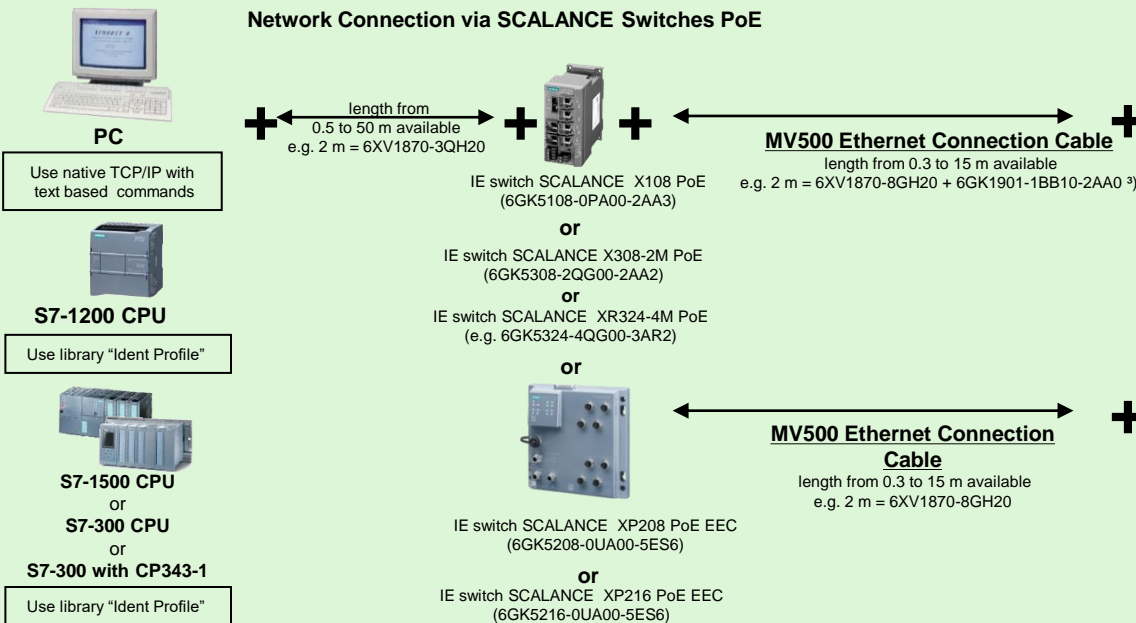
Support
Mounting plate
6GF3440-8CA
Tri-plate
6GF9002-7AD

Two parallel Networks on one Device: 1000MB + 100MB

1000MB / GigE Network, no PoE needed



100 MB / Profinet Network, Switch with PoE



³⁾ Custom assembly necessary; use the correct stripping tool

Reader

With power supply over Ethernet (PoE)



MV550

S; 800 x 600 pixel:
(6GF3550-0CD10)
H; 1280 x 1024 pixel:
(6GF3550-0GE10)

MV560

U; 1920 x 1200 pixel:
(6GF3560-0LE10)
X; 2592 x 2048 pixel:
(6GF3560-0HE10)



Manual focus lens

- 6 mm: 6GF9001-1BB01 ¹⁾
- 8.5 mm: 6GF9001-1BE01 ^{sh) 1)}
- 12 mm: 6GF9001-1BL01 ^{sh)}
- 12 mm: 6GF3560-8EA01-OFF0 ^{us) 1) 4)}
- 16 mm: 6GF9001-1BF01 ^{sh)}
- 16 mm: 6GF3560-8EA02-OFF0 ^{us) 1) 4)}
- 25 mm: 6GF9001-1BG01 ^{sh)}
- 25 mm: 6GF3560-8EA03-OFF0 ^{us) 1) 4)}
- 35 mm: 6GF9001-1BH01 ^{sh)us)}
- 50 mm: 6GF9001-1BJ01 ^{sh)us)}
- 75 mm: 6GF9001-1BK01 ^{sh)us) 2)}



E-Focus lens

- 12 mm: 6GF3540-8EA01-0LL0 ^{sh)}
- 16 mm: 6GF3540-8EA02-0LL0 ^{sh)us)}
- 25 mm: 6GF3540-8EA03-0LL0 ^{sh)us)}
- 35 mm: 6GF3540-8EA04-0LL0 ^{sh)us)}
- 50 mm: 6GF3540-8EA05-0LL0 ^{sh)us) 2)}



Lights build-in

- red basic: 6GF3540-8DA11
- red far: 6GF3540-8DA12
- red multi: 6GF3540-8DA13
- white multi: 6GF3540-8DA33
- infrared basic: 6GF3540-8DA41
- infrared far: 6GF3540-8DA42

Options

DO

Additional cable for DO-supply is needed

- 10 m = 6GF3500-8BA21
- 30 m = 6GF3500-8BA41

Software

- Veri-Genius
- 6GF3400-0SL02
- Pat-Genius
- 6GF3400-0SL03

Micro SD Card

for Configuration Backup; 4GB
6GK6000-8HT01-0SA2

Support

- Mounting plate
- 6GF3440-8CA
- Tri-plate
- 6GF9002-7AD

Opt. for Lens; Rings

- 0.5, 1, 5, 10, 20, 40 mm
- 6GF9001-1BU

- 0.5, 1 mm
- 6GF9001-1BU01

- length doubler
- 6GF9001-1BV

Protective lens cover

- Basic length glas
- no filter 6GF3540-8AC11
- red 6GF3540-8AC51
- infrared 6GF3540-8AC41
- IRUVcut 6GF3540-8AC31

- Long version glas ²⁾
- no filter 6GF3540-8AC12
- red 6GF3540-8AC52
- infrared 6GF3540-8AC42
- IRUVcut 6GF3540-8AC32

- Basic length PMMA
- 6GF3540-8AC21

- Long version PMMA ²⁾
- 6GF3540-8AC22

¹⁾ not in combination with build-in lights;
²⁾ use long version of protective lens cover always and only with 6GF9001-1BK01 and 6GF3540-8EA05-0LL0
⁴⁾ No usage of option „Micro SD Card“ with these lens
^{sh)us)} indicates the types of camera which are allowed for usage; i.e. ⁴⁾ means MV5x0U is allowed

PC via USB



PC



Panel PC

← 1 Reader per USB port may be connected →

USB cable for MV320/ MV326

The USB-cable (1.8 m) is included in the delivery scope

Reader

Powered through USB-cable



MV326 with Docking station
(6GF3326-0HT01)



MV320
(6GF3320-0HT01)

Options



Spare Battery for MV326
(6GF3326-0AC07 *)

RF170C

ET200pro via PROFIBUS or S7 PLC

ET200pro PROFIBUS DP-V1 Interface module

ET200pro PROFINET Interface module

ET200pro PROFINET CPU module

Up to 9 x 170C modules per ET200pro rack



RF170C
Communication module (6GT2 002-0HD01)
Connection block (6GT2 002-1HD01)

← A maximum of 2 readers may be connected →

RS 232 cable for MV320

1.6 to 4 m = 6GT2191-0BH50

SIMATIC PLC

S7-1200



RF120C
6GT2 002-0LA00

Up to 3 x RF120C modules per S7-1200 rack



← A maximum of 1 readers may be connected →

RF120C to MV320

1.6 to 4 m = 6GT2191-1BH50

Reader

Powered through connection cable



MV320
(6GF3320-0HT01)

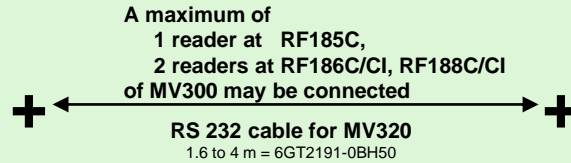


Metal stand for MV320
(6GF3320-0AC07)

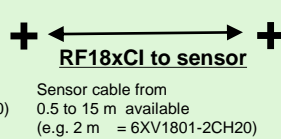
* planned

PROFINET & Ethernet/IP

Communication Modules



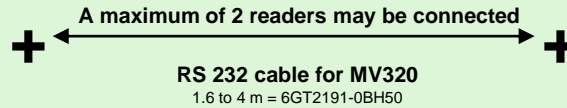
Additional IOs



Types of IO-Link
IO module
IO-extension module
6ES7 14..... (up to 8xDI + 8xDO)
See page 76 for detailed information

Or one Standard sensor
Or one Actor

PROFIBUS



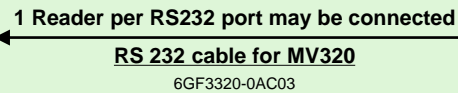
RS232 For SIMATIC and other PLC



i.e. S7-1500 CPU



CM PtP RS 232 BA
(6ES7540-1AD00-0AA0)



power supply
5V cable via USB
1m = 6GT2091-7UH10

- use an already available and unused USB port or standard USB power supply from the market

Reader

Powered through connection cable



MV320
(6GF3320-0HT01)

Options



Metal stand for
MV320
(6GF3320-0AC07)

Reader

With external power supply



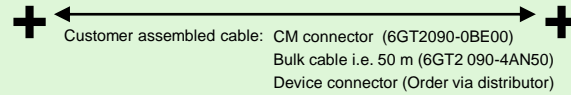
MV320
(6GF3320-0HT01)

PROFINET & Ethernet/IP

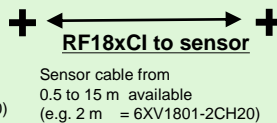

Communication Modules



A maximum of
1 serial device at RF185C,
2 serial devices at RF186C/CI,
4 serial devices at RF188C/CI**
 may be connected via RS232* or RS422



Additional IOs



Types of IO-Link
 I/O module

IO-extension module
 6ES7 14..... (up to 8xDI + 8xDO)

See page 76 for detailed information


Or one
 Standard sensor

Or one
 Actor

PROFIBUS



RF166C (DP-V1)
 Communication Module
 (6GT2 002-0EE20)



Customer assembled cable: CM connector (6GT2090-0BE00)
 Bulk cable i.e. 50 m (6GT2 090-4AN50)
 Device connector (Order via distributor)


RF170C

ET200pro PROFIBUS DP-V1
 Interface module

ET200pro PROFINET
 Interface module


ET200pro PROFINET
 CPU module

Up to 9 x 170C
 modules per
 ET200pro rack



RF170C
 Communication module
 (6GT2 002-0HD01)
 Connection block
 (6GT2 002-1HD01)

A maximum of 2 readers may be connected



Customer assembled cable: CM connector (6GT2090-0BE00)
 Bulk cable i.e. 50 m (6GT2 090-4AN50)
 Device connector (Order via distributor)

*) always use short cables (maximum 5 m) when using 5V power supply from CM
 **) on RS232 usage: only 2 serial devices can be connected

Serial device

powered through connection cable

Provided power from CM:

24 Volt
 up to 800 mA for each device
 5 Volt * (only when RS232 is used)
 up to 500 mA for each device

Examples of devices:



i.e. scanners, handheld devices

Options

Always refer to
 the manual of
 the connected
 device

Cabling:

Use a bulk cable (i.e. 6GT2090-4AN50) and assemble left side the CM connector 6GT2090-0BE00. The right side connector you may order via distributor for electronic components

Or

Use the cable delivered by the device, cut the left side connector and replace it with a plug 6GT2090-0BE00

Or (only RS422)

You may use one of the standard reader cable 6GT2891-4F, cut and replace the connector on the right side (device side)

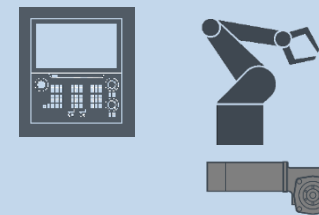
Serial device

powered with external power supply

Provided power:

Always customer
 specific power supply

Examples of devices:

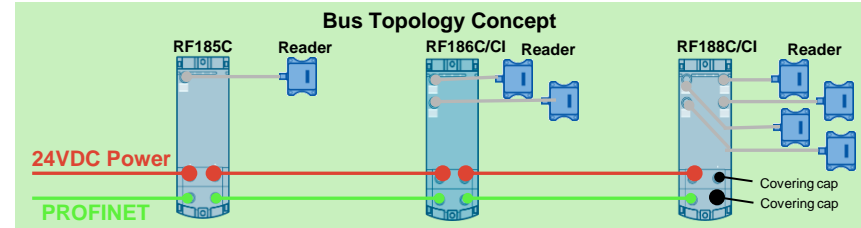


i.e. robots, motors, tooling machines

RF18xC /CI Bill of Materials Guide



The RF18xC is a communication module that can connect to Ethernet-based networks via an M12 d-coded connector. It supports a variety of protocols like PROFINET, Ethernet/IP, OPC UA, TCP/IP. A integrated switch enables star and line topologies. The module has L-coded M12 connectors for the 24 V power supply. The power can be transferred to additional loads at a second L-coded female connector. The L-coded connectors can transmit a continuous current of up to 16 A. The designer chooses whether to purchase pre-made network cables or to make his/her own. Note that no Termination Resistors are required on end-nodes, but covering caps are highly recommended.



Description	Part Number	Notes
RF185C	6GT2 002-0JE10	1 read/write device or reader
RF186C	6GT2 002-0JE20	2 read/write devices or readers
RF188C	6GT2 002-0JE40	4 read/write devices or readers
RF186CI	6GT2 002-0JE50	2 read/write devices or readers plus sensors
RF188CI	6GT2 002-0JE60	4 read/write devices or readers plus sensors
can be connected to PROFINET or Ethernet (OPC UA)		
Make your own M12 PROFINET connection cables		
SIMATIC NET Ethernet M12 4-pin connector	6GK1 901-0DB10-6AA0	Ethernet to CM. 2 x M12 4-pin connectors needed if loop-through
RJ45 connector with metal casing and FC connection system, 180° cable outlet	6GK1 901-1BB10-2AA0	For connection into standard RJ45-type Ethernet switch
ETHERNET industrial cable 2x2, Type A, unassembled	6XV1 840-2AH10	Sold by the meter Minimum length 20 m; Maximum length 1000 m
Use pre-made M12 PROFINET connection cables		
Pre-assembled PROFINET cable with 4-pin M12 on both ends	6XV1 870-8Axxx* 6XV1 870-8Gxxx*	...8A = 180°, ...8G = 90° 0.3 m – 15 m pre-assembled cable
Pre-assembled PROFINET cable with 4-pin M12 / RJ45	6XV1871-5Txxx*	0.3 m – 15 m pre-assembled cable RJ45 for switch / PC / controller
Make your own M12 L-coded power supply connection cables		
Power cable (4 wire x 1.5 mm ² , trailing type)	6XV1801-2B	For the supply of the 24 VDC power, from 20m up to 1000m
M12 L-coded – male connector	6GK1906-0EA00	For the loop-through of the 24 VDC power, screw joint for wires up to 1.5 mm ²
M12 L-coded – female connector	6GK1906-0EB00	For the supply side of 24 VDC power, screw joint for wires up to 1.5 mm ²
Use pre-made M12 L-coded power supply connection cables		
Cable for supply voltage with pre-Assembled M12 L-coded connectors 180°	6XV1801-6Dxxx*	Lengths available from 0.5 m up to 15 m
Cable for supply voltage with pre-Assembled M12 L-coded connectors 90°	6XV1801-6Gxxx*	Lengths available from 0.5 m up to 15 m
Cable for supply voltage assembled with M12 A-coded 4pin male connector and M12 L-coded connector female at CM side	6GT2091-0PH50	Length 5 m Useful to connect the CM directly to a power supply of type 6GT2898-0ACx0

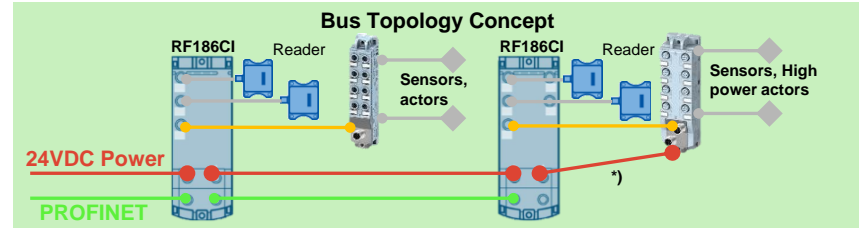
* These cables are available in various lengths (see catalogue or mall)

Description	Part Number	Notes
Make your own RF18xC to RF reader cables		
Refer to the Bulk cable and connectors tables (Pages 79 - 80)		
Use pre-made RF18xC to RF reader cables		
Reader cable R200/ RF300/ MV440 or Extension cable for RF200/ RF300/ MV400 /MV500	6GT2 891-4FH20	2 meter pre-assembled cable
	6GT2 891-4FH50	5 meter pre-assembled cable
	6GT2 891-4FN10	10 meter pre-assembled cable
	6GT2 891-4FN20	20 meter pre-assembled cable
	6GT2 891-4FN50	50 meter pre-assembled cable
Reader cable to RF1000	6GT2891-4UH20	2 meter pre-assembled cable
Reader cable to MV320	6GT2191-0BH50	5 meter pre-assembled coiled cable with a usable length between 1.6 and 4 meter
Reader cable MV420	6GF3420-0AC00-2CB0	2 meter pre-assembled cable
Reader cable MV500	6GF3500-8BA11	0.5 meter pre-assembled cable
	6GF3500-8BA12	5 meter pre-assembled cable
Additional components		
Covering caps for unused M12 ports	3RX9 802-0AA00	1 pack = 10 items
Labels 10 x 5 mm for CM channel marking	6ES7194-2BA00-0AA0	For additional marking. Per default labels are included in CM package
Make your own M12 sensor cable (only RF18xC variants)		
M12 A-coded – male connector, 4 pin	6GK1 907-0DB10-6AA3	Sensor Connector at CM-side for cable diameter 6 – 8 mm
M12 A-coded – female connector, 4 pin	6GK1 907-0DC10-6AA3	Sensor-side connector for cable diameter 6 – 8 mm
Sensor cable five wire	6XV1801-2C	bulk cable; minimum order 20 meter
M12 A-coded – male connector, 5 pin, 180°	6GK1 908-0DB10-6AA0	Sensor connector at CM-side Required for assembling an IO-Link port Class B cable
M12 A-coded – female connector, 5 pin, 180°	6GK1 908-0DC10-6AA0	Sensor connector at sensor-side
Use pre-made M12 sensor cable (only RF18xC variants)		
IO-Link (port Class B) sensor cable with M12 A-coded 5-pin connectors (male and female)	6XV1801-2Cxxx*	Lengths available from 0.5 m up to 15 m



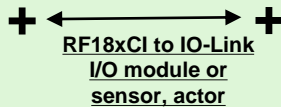
The RF18xCI variants allow the connecting of a variety of IO-Link I/O modules. A maximum of 8 sensors (inputs) and 8 actors (outputs) may be connected to one CM. There is no additional configuration necessary for the I/Os. The I/Os can be used with all available protocols: PROFINET, Ethernet/IP, OPC UA and TCP/IP. Read this page for connecting details.

The designer chooses whether to purchase pre-made sensor cable or to make his/her own (see page before)



Description	Part Number	Notes
RF186CI	6GT2 002-0JE50	2 read/write devices or readers plus sensors
RF188CI	6GT2 002-0JE60	4 read/write devices or readers plus sensors can be connected to PROFINET or Ethernet (OPC UA)

Sensor/actor cabling



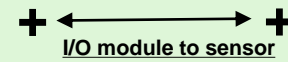
- 0.5 m = 6XV1801-2CE50
- 1 m = 6XV1801-2CH10
- 1.5 m = 6XV1801-2CH15
- 2 m = 6XV1801-2CH20
- 3 m = 6XV1801-2CH30
- 5 m = 6XV1801-2CH50
- 10 m = 6XV1801-2CN10
- 15 m = 6XV1801-2CN15

*) Some IO modules for high output current need an extra L-coded power cable
6XV1801-6Dxxx from 0.5 to 15 m



I/O modules with M8 sensor connectors

- 6ES7 141-5BF00-0BL0 (8xDI)
- 6ES7 143-5BF00-0BL0 (4xDI + 4xDO)

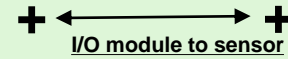


Use sensor cables from the sensor market



I/O modules with M12 sensor connectors

- 6ES7 141-5AH00-0BL0 (8xDI)
- 6ES7 143-5AH00-0BL0 (8xDI + 8xDO)



- 0.5 m = 6XV1801-2CE50
- 1 m = 6XV1801-2CH10
- 1.5 m = 6XV1801-2CH15
- 2 m = 6XV1801-2CH20
- 3 m = 6XV1801-2CH30
- 5 m = 6XV1801-2CH50
- 10 m = 6XV1801-2CN10
- 15 m = 6XV1801-2CN15



I/O modules with integrated sensor/actor

8WD4428-0BF (SIRIUS Signaling column)

For detailed configuration read manual: <https://support.industry.siemens.com/cs/ww/en/view/109758131>

- 3SU1400... (Pushbuttons and indicator lights from SIRIUS ACT)
- 3SU1400-1HL10-6AA0 (6xDI + 2xDO)
- 3SU1400-2HL10-6AA0 (6xDI + 2xDO)
- 3SU1400-2HK10-6AA0 (6xDI + 2xDO)
- 3SU1400-2HM10-6AA0 (4xDI + 4xDO)
- 3SU1400-2HN10-6AA0 (2xDI + 6xDO)

For detailed configuration read manual: <https://support.industry.siemens.com/cs/ww/en/view/107542462>



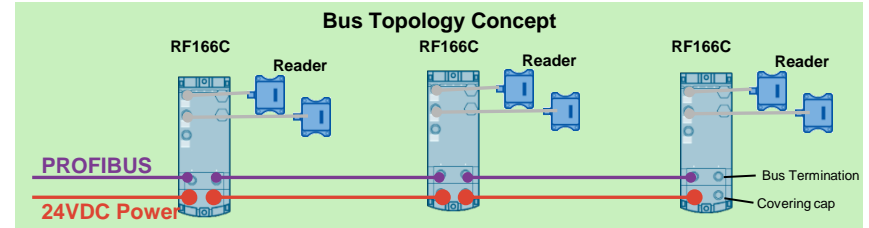
One standard sensor
Or one actor, lamp

RF166C Bill of Materials Guide



The RF166C is a PROFIBUS DP-V1 interface module. The PROFIBUS connection is made via M12 B-coded connector. The module has L-coded M12 connectors for the 24 V power supply. The power can be transferred to additional loads at a second L-coded female connector. The L-coded connectors can transmit a continuous current of up to 16 A.

The designer chooses whether to purchase pre-made network cables or to make his/her own. Note that another design consideration is whether the RF166C is a PROFIBUS end-node or not. If it is an end-node, a Termination Resistor is required.



Description	Part Number	Notes
RF166C	6GT2 002-0EE20	For PROFIBUS DP-V1 networks. 2 read/write devices or readers can be connected The devices may have RS422 or RS232 interface
Make your own M12 PROFIBUS connection cables		
PROFIBUS M12 connector plug (5 per pack) with socket insert	6GK1 905-0EB00	For the supply side of the PROFIBUS network. Use Termination Resistor on the 2nd M12 port if RF166C is an end node
PROFIBUS M12 connector plug (5 per pack) with pin insert	6GK1 905-0EA00	For loop-through side of the PROFIBUS network. Both ports are used. No Termination Resistor needed for that RF166C
PROFIBUS standard non-assembled cable	6XV1 830-0EH10	Sold by the meter Minimum length 20 m Maximum length 10000 m
M12 Termination Resistor for PROFIBUS (5 per pack)	6GK1 905-0EC00	Required if RF166C is an end-node
Use pre-made M12 PROFIBUS connection cables		
PROFIBUS cable with pre-assembled M12 connectors	6XV1 830-3Dxxx*	See Online Mall (http://mall.automation.siemens.com) Lengths available from 0.5 m up to 15 m
M12 Termination Resistor for PROFIBUS (5 per pack)	6GK1 905-0EC00	Required if RF166C is an end-node
Make your own M12 L-coded power supply connection cables		
Power cable (4 wire x 1.5 mm ² , trailing type)	6XV1801-2B	For the supply of the 24 VDC power, from 20m up to 1000m
M12 L-coded – male connector	6GK1906-0EA00	For the loop-through of the 24 VDC power, screw joint for wires up to 1.5 mm ²
M12 L-coded – female connector	6GK1906-0EB00	For the supply side of 24 VDC power, screw joint for wires up to 1.5 mm ²
Use pre-made M12 L-coded power supply connection cables		
Cable for supply voltage with pre-Assembled M12 L-coded connectors 180°	6XV1801-6Dxxx*	Lengths available from 0.5 m up to 15 m
Cable for supply voltage with pre-Assembled M12 L-coded connectors 90°	6XV1801-6Gxxx*	Lengths available from 0.5 m up to 15 m
Cable for supply voltage assembled with M12 A-coded 4pin male connector and M12 L-coded connector female at CM side	6GT2091-0PH50	Length 5 m Useful to connect the CM directly to a power supply of type 6GT2898-0ACx0

* These cables are available in various lengths (see catalogue or mall)

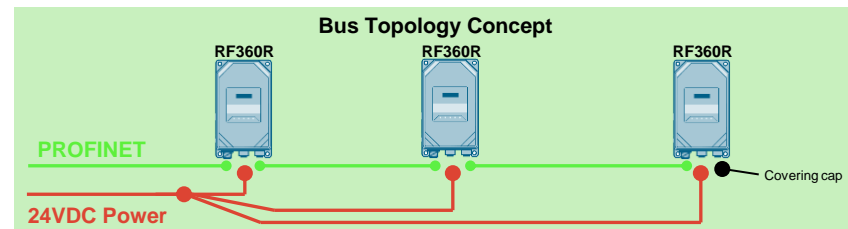
Description	Part Number	Notes
Make your own RF166C to RF reader cables		
Refer to the Bulk cable and connectors tables (Pages 79- 80)		
Use pre-made RF166C to RF reader cables		
Reader cable R200/ RF300/ RF600/ MV440 or Extension cable for RF200/ RF300/ RF600/ MV400/ MV500	6GT2 891-4FH20	2 meter pre-assembled cable
	6GT2 891-4FH50	5 meter pre-assembled cable
	6GT2 891-4FN10	10 meter pre-assembled cable
	6GT2 891-4FN20	20 meter pre-assembled cable
	6GT2 891-4FN50	50 meter pre-assembled cable
Reader cable to RF1000	6GT2891-4UH20	2 meter pre-assembled cable
Reader cable to MV320	6GT2191-0BH50	5 meter pre-assembled coiled cable with a usable length between 1.6 and 4 meter
Reader cable MV420	6GF3420-0AC00-2CB0	2 meter pre-assembled cable
Reader cable MV500	6GF3500-8BA11	0.5 meter pre-assembled cable
	6GF3500-8BA12	5 meter pre-assembled cable
Additional components		
Covering caps for unused M12 ports	3RX9 802-0AA00	1 pack = 10 items
Labels 10 x 5 mm for CM channel marking	6ES7194-2BA00-0AA0	For additional marking. Per default labels are included in CM package
Make your own M12 Ethernet connection cables (needed for web-based management)		
SIMATIC NET Ethernet M12 4-pin connector	6GK1 901-0DB10-6AA0	Ethernet to RF166C. 2 x M12 4-pin connectors needed if loop-through
RJ45 connector with metal casing and FC connection system, 180° cable outlet	6GK1 901-1BB10-2AA0	For connection into standard RJ45-type Ethernet switch
ETHERNET industrial cable 2x2, Type A, unassembled	6XV1 840-2AH10	Sold by the meter Minimum length 20 m; Maximum length 1000 m
Use pre-made M12 Ethernet connection cables (needed for web-based management)		
Pre-assembled Ethernet cable with 4-pin M12 at RF166C and RJ45 at computer	6XV1871-5Txxx*	2 m – 15 m pre-assembled cable Use this cable type if the wbm of the RF166C is directly connected to a PC
Pre-assembled PROFINET cable with 4-pin M12 on both ends	6XV1 870-8xxx*	0.3 m – 15 m pre-assembled cable Use this cable type if the RF166C is connected to a IP 65 switch

RF360R Bill of Materials Guide



The RF360R is a reader from the RF300 family that can connect to Ethernet-based networks via an M12 d-coded connector. It supports a variety of protocols like PROFINET, Ethernet/IP, OPC UA, TCP/IP. A integrated switch enables star and line topologies. The module has L-coded M12 connectors for the 24 V power supply.

The designer chooses whether to purchase pre-made network cables or to make his/her own. Note that no Termination Resistors are required on end-nodes, but covering caps are highly recommended.



Description	Part Number	Notes
RF360R	6GT2801-5BA30	RF300 Reader with integrated antenna
Make your own M12 PROFINET connection cables		
SIMATIC NET Ethernet M12 4-pin connector	6GK1 901-0DB10-6AA0	Ethernet to reader. 2 x M12 4-pin connectors needed if loop-through
RJ45 connector with metal casing and FC connection system, 180° cable outlet	6GK1 901-1BB10-2AA0	For connection into standard RJ45-type Ethernet switch
ETHERNET industrial cable 2x2, Type A, unassembled	6XV1 840-2AH10	Sold by the meter Minimum length 20 m; Maximum length 1000 m
Use pre-made M12 PROFINET connection cables		
Pre-assembled PROFINET cable with 4-pin M12 on both ends	6XV1 870-8Axxx* 6XV1 870-8Gxxx*	...8A = 180° , ...8G = 90° 0.3 m – 15 m pre-assembled cable
Pre-assembled PROFINET cable with 4-pin M12 / RJ45	6XV1871-5Txxx*	0.3 m – 15 m pre-assembled cable RJ45 for switch / PC / controller
Make your own M12 L-coded power supply connection cables		
Power cable (4 wire x 1.5 mm ² , trailing type)	6XV1801-2B	For the supply of the 24 VDC power, from 20m up to 1000m
M12 L-coded – female connector	6GK1906-0EB00	For the supply side of 24 VDC power, screw joint for wires up to 1.5 mm ²
Use pre-made M12 L-coded power supply connection cables		
Cable for supply voltage with pre-Assembled M12 L-coded connectors 180°	6XV1801-6Dxxx*	Lengths available from 0.5 m up to 15 m
Cable for supply voltage with pre-Assembled M12 L-coded connectors 90°	6XV1801-6Gxxx*	Lengths available from 0.5 m up to 15 m
Cable for supply voltage assembled with M12 A-coded 4pin male connector and M12 L-coded connector female at CM side	6GT2091-0PH50	Length 5 m Useful to connect the reader directly to a power supply of type 6GT2898-0ACx0

Description	Part Number	Notes
Additional components		
Covering caps for unused M12 ports	3RX9 802-0AA00	1 pack = 10 items

* These cables are available in various lengths (see catalogue or mall)

Bulk Cable and Connectors

	RF166C	RF120C	ASM 475	RS232 to PC	Ethernet to PC	RF170C	RF185C, RF186C/CI, RF188C/CI
RF200							
RF2x0R (IO-Link)	For IP 20 Master with screws or push in: 6XV1 801-2C (5 wire sensor cable; minimum order 20 m) 6GK1 908-0DC10-6AA0 (reader connector; never assemble pin 2)			For IP 67 Master with M12: 6XV1 801-2C (5 wire sensor cable; minimum order 20 m) 6GK1 908-0DC10-6AA0 (reader connector; never assemble pin 2) 6GK1 908-0DB10-6AA0 (IO-Link master connector)			
RF2X0R RF210M (RS422) (CM type)	6GT2 090-4AN50 (50 m cable) 6GT2 090-4AT12 (120 m cable) 6GT2 090-4AT80 (800 m cable) 6GT2090-0BD00 (reader connector) 6GT2090-0BE00 (CM connector)	6GT2 090-4AN50 (50 m cable) 6GT2 090-4AT12 (120 m cable) 6GT2 090-4AT80 (800 m cable) 6GT2090-0BD00 (reader connector) 6GT2090-0BD00 (reader connector) 9-pin submin-D/M (CM connector)¹	6GT2090-4AN50 (50 m cable) 6GT2090-4AT12 (120 m cable) 6GT2090-4AT80 (800 m cable) 6GT2090-0BD00 (reader connector) 20-pin S7-300 (CM connector)	6GT2 090-4AN50 (50 m cable) 6GT2 090-4AT12 (120 m cable) 6GT2 090-4AT80 (800 m cable) 6GT2090-0BD00 (reader connector) PC side: interface converter RS422/ RS232	Not applicable	6GT2 090-4AN50 (50 m cable) 6GT2 090-4AT12 (120 m cable) 6GT2 090-4AT80 (800 m cable) 6GT2090-0BD00 (reader connector) 6GT2090-0BE00 (CM connector)	6GT2 090-4AN50 (50 m cable) 6GT2 090-4AT12 (120 m cable) 6GT2 090-4AT80 (800 m cable) 6GT2090-0BD00 (reader connector) 6GT2090-0BE00 (CM connector)
RF240R RF250R RF260R RF285R RF290R (RS232)	Not applicable	Not applicable	Not applicable	6GT2 090-4AN50 (50 m cable) 6GT2 090-4AT12 (120 m cable) 6GT2 090-4AT80 (800 m cable) 6GT2090-0BD00 (reader connector) 6GT2 490-1AA00 (PC connector)	Not applicable	Not applicable	Not applicable
RF300							
RF3x0R (RS422) (CM type)	6GT2 090-4AN50 (50 m cable) 6GT2 090-4AT12 (120 m cable) 6GT2 090-4AT80 (800 m cable) 6GT2090-0BD00 (reader connector) 6GT2090-0BE00 (CM connector)	6GT2 090-4AN50 (50 m cable) 6GT2 090-4AT12 (120 m cable) 6GT2 090-4AT80 (800 m cable) 6GT2090-0BD00 (reader connector) 6GT2090-0BD00 (reader connector) 9-pin submin-D/M (CM connector)¹	6GT2090-4AN50 (50 m cable) 6GT2090-4AT12 (120 m cable) 6GT2090-4AT80 (800 m cable) 6GT2090-0BD00 (reader connector) 20-pin S7-300 (CM connector)	6GT2 090-4AN50 (50 m cable) 6GT2 090-4AT12 (120 m cable) 6GT2 090-4AT80 (800 m cable) 6GT2090-0BD00 (reader connector) PC side: interface converter RS422/ RS232	Not applicable	6GT2 090-4AN50 (50 m cable) 6GT2 090-4AT12 (120 m cable) 6GT2 090-4AT80 (800 m cable) 6GT2090-0BD00 (reader connector) 6GT2090-0BE00 (CM connector)	6GT2 090-4AN50 (50 m cable) 6GT2 090-4AT12 (120 m cable) 6GT2 090-4AT80 (800 m cable) 6GT2090-0BD00 (reader connector) 6GT2090-0BE00 (CM connector)
RF38xR (RS232)	Not applicable	Not applicable	Not applicable	6GT2 090-4AN50 (50 m cable) 6GT2 090-4AT12 (120 m cable) 6GT2 090-4AT80 (800 m cable) 6GT2090-0BD00 (reader connector) 6GT2 490-1AA00 (PC connector)	Not applicable	Not applicable	Not applicable
RF600							
RF650R	Not applicable	Not applicable	Not applicable	Not applicable	6XV1 840-2AH10 (>20 m cable) 6GK1901-1BB10-2AA0 (RJ45, reader connector + network connector)	Not applicable	Not applicable
RF610R/ RF615R/ RF680R/ RF685R	6GT2 090-4AN50 (50 m cable) 6GT2 090-4AT12 (120 m cable) 6GT2 090-4AT80 (800 m cable) 6GT2090-0BD00 (reader connector) 6GT2090-0BE00 (CM connector)	Not applicable	Not applicable	Not applicable	6XV1 840-2AH10 (>20 m cable) 6GK1901-0DB20-6AA0 (M12 Plug, reader connector) 6GK1901-1BB10-2AA0 (RJ45, network connector)	Not applicable	Not applicable
RF1000							
RF1040R/ RF1070R	Always use assembled cables: 6GT2891-4UH20 (2m)	Always use assembled cables: 6GT2891-6UH20 (2m)	Not applicable	Always use assembled cables: 6GT2891-2UH30 (3m, open) 6GT2891-7UH18 (1.8m, sub-D)	Not applicable	Always use assembled cables: 6GT2891-4UH20 (2m)	Always use assembled cables: 6GT2891-4UH20 (2m)

	RF166C	RF120C	ASM 475	RS232 to PC	Ethernet to PC	RF170C	RF185C, RF186C/CI, RF188C/CI
MV500							
MV500	Always use reader-side assembled cables: 10 m = 6GF3 500-8BA21 30 m = 6GF3 500-8BA41 6GT2090-0BE00 (CM connector)	Always use reader-side assembled cables: 10 m = 6GF3 500-8BA21 30 m = 6GF3 500-8BA41 9-pin submin-D/M (CM connector) ¹	Always use reader-side assembled cables: 10 m = 6GF3 500-8BA21 30 m = 6GF3 500-8BA41 20-pin S7-300 (CM connector)	Always use reader-side assembled cables: 10 m = 6GF3 500-8BA21 30 m = 6GF3 500-8BA41 6GT2 490-1AA00 (PC connector)	Always use reader-side assembled cables with 90° angled connector 100 MB: 6XV1 870-8xxx (0.3 to 15 m) 6GK1 901-1BB10-2AA0 (RJ45, 2x2) 6GK1 901-0DB20-6AA0 (M12, 2x2) 1000 MB: 6XV1 878-5Gxxx (0.3 to 15 m) 6GK1 901-1BB12-2AA0 (RJ45, 4x2) 6GK1 901-0DB30-6AA0 (M12, 4x2) The connectors (M12, RJ45) can be assembled after cutting one connector of an existing cable	Always use reader-side assembled cables: 10 m = 6GF3 500-8BA21 30 m = 6GF3 500-8BA41 6GT2090-0BE00 (CM connector)	Always use reader-side assembled cables: 10 m = 6GF3 500-8BA21 30 m = 6GF3 500-8BA41 6GT2090-0BE00 (CM connector)

1. Order via distributor for electronic components

Power & Control-side Networking Components

	RF166C	RF120C	ASM 475	RS232 to PC	RF185C, RF186C/CI, RF188C/CI	RF360R	RF600	MV500
Cable & Connec-tors	See RF166C Bill of Materials Guide Page 77	Direct with S7-1200 assembly	Direct in S7-300 rack or in ET 200M rack using IM153-2 Module	See individual readers above	See RF18xC bill of materials guide page 75	See RF360R bill of materials guide page 78	6GT2 090-4AN50 (50 m cable) 6GT2 090-4AT12 (120 m cable) 6GT2 090-4AT80 (800 m cable) 6GT2090-0BD00 (reader connector) 6GK1907-0DB10-6AA3 (power supply)	Always use reader-side assembled cables (M12, 12pin) and power-side open ends: 10 m = 6GF3 500-8BA21 30 m = 6GF3 500-8BA41